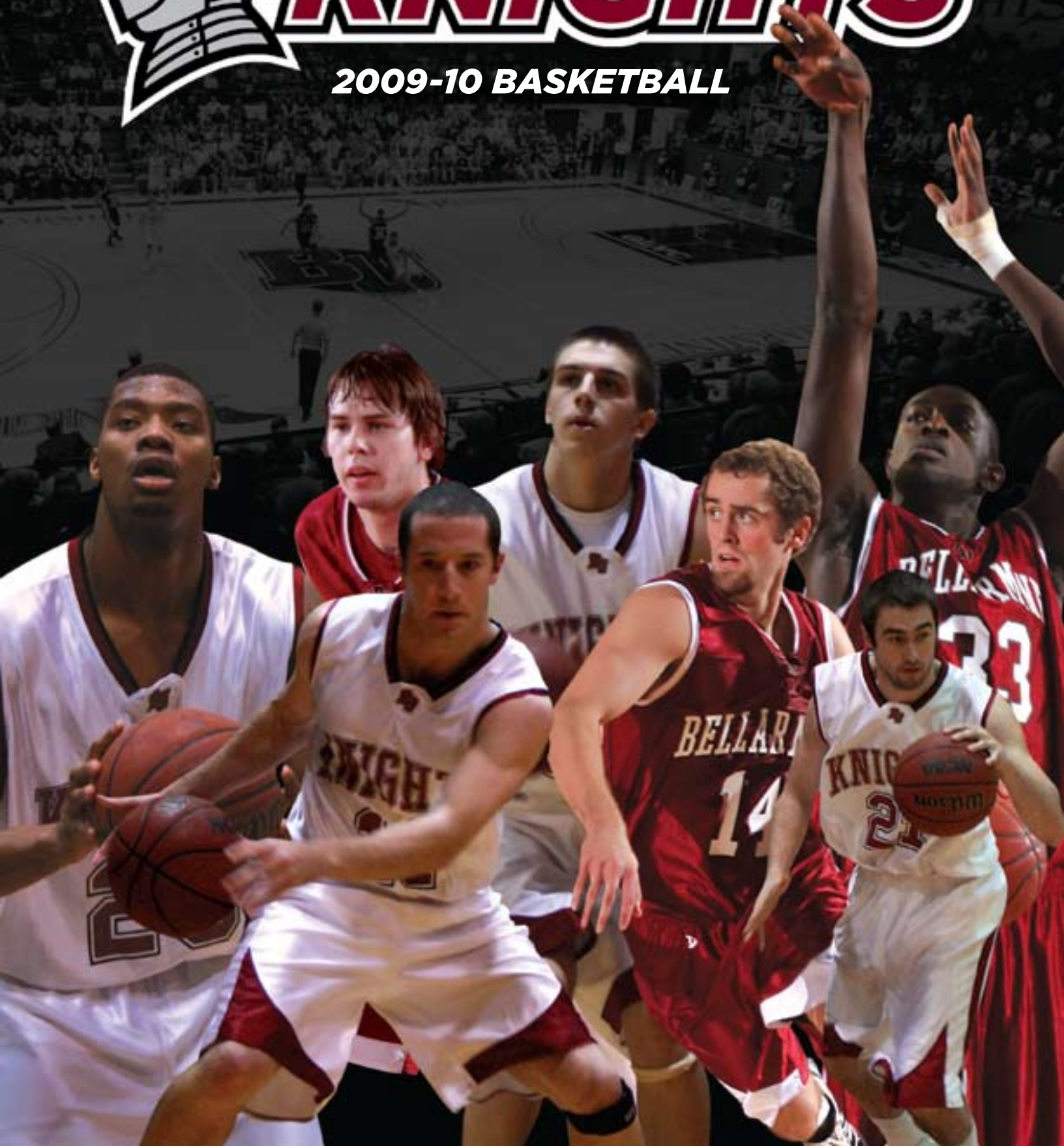




BELLARMINE UNIVERSITY

KNIGHTS

2009-10 BASKETBALL





BELLARMINE UNIVERSITY

KNIGHTS

NOVEMBER

4	@ Louisville (exh)	7 pm
7	Kentucky State (exh)	7 pm
12	@ Cincinnati (exh)	7 pm
15	Salem International*	5 pm
16	Hillsdale College *	5 pm
21	@ Wayne State	3 pm
27	Michigan Tech**	6:15 pm
28	Minnesota Duluth**	6:15 pm

DECEMBER

3	@ Southern Indiana	8 pm
5	@ Ky. Wesleyan	8:30 pm
11	Ohio Valley***	7:30 pm
12	IU- Southeast***	7:30 pm
19	Cumberlands	7 pm
21	Tusculum College	7 pm

JANUARY

2	Wisconsin-Parkside	3:15 pm
4	Lewis	8 pm
7	@ Rockhurst	8:30 pm
9	@ Drury University	4:15 pm
14	Indianapolis	8 pm
16	Saint Joseph's	3:15 pm
18	@ Mo.-Saint Louis	8:30 pm
23	@ Northern Kentucky	2 pm
28	@ Quincy	8:30 pm
30	@ Illinois-Springfield	4:15 pm

FEBRUARY

4	Missouri S&T	8 pm
6	Maryville	3:15 pm
11	Northern Kentucky	8 pm
15	Indianapolis	7:30 pm
18	Kentucky Wesleyan	8 pm
20	Southern Indiana	8 pm
27	GLVC Tournament Rds. 1 & 2	

MARCH

6-7	GLVC Tournament Semifinals & Finals	
13-24	NCAA Tournament	TBA

* John Dickinsheets Classic @ Institute, WV

** Bill Jorgenson Invitational @ Evansville, IN

*** BU/USI Classic @ Knights Hall

THE 2008-09 KNIGHTS

Bellarmine Fast Facts	1
2008-09 Season Preview	2
Coaching Staff	3
Roster	4
Player Profiles	5

SEASON REVIEW (2008-09)

2007-08 Season Stats	16
GLVC Information and Standings	17
2008-09 Opponents	18
Program Records	20
Honor Roll	23
All-Time Results	24

BELLARMINE UNIVERSITY

University Administration	30
Bellarmine Athletics Staff	31
Athletics Facilities	32
Bellarmine University and Louisville, KY	33

ATHLETICS ADMINISTRATION

Athletics Director, Scott Wiegandt	502.452.8496
Assistant Athletics Director, Jim Vargo	502.452.8042
Assistant Athletics Director, Marilyn Staples	502.452.8408
Assistant Athletics Director, Skip Welch	502.452.8036
Athletics Secretary, Linda Burt	502.452.8381
Athletics Secretary, Traci Siemens	502.452.8380
Sports Information Director, John Spugnardi	502.452.8078
Cell phone	502.905.0922
Asst. Sports Information Director, Patrick Crush	502.452.8078

HEAD COACHES

Baseball, Deron Spink	502.452.8278
Basketball-Men, Scott Davenport	502.452.8383
Basketball-Women, David Smith	502.452.8382
Cross Country-Men & Women, Jim Vargo	502.452.8042
Field Hockey, Don Hubbuch	502.452.8362
Golf-Men, Ernie Denham	502.452.8380
Golf-Women, Art Henry	502.452.8380
Lacrosse, Jack McGetrick	502.452.8397
Soccer-Men & Women, Tim Chastonay	502.452.8043
Softball, Renee Hicks	502.452.8041
Tennis - Men, Todd Murphy	502.452.8380
Tennis - Women, John Mican	502.452.8380
Track & Field - Men & Women, Jim Vargo	502.452.8042
Volleyball, Dan Palmer	502.452.8380

OTHER CONTACT INFORMATION

Sports Information email:	jspugnardi@bellarmine.edu
Athletics Website:	athletics.bellarmine.edu

MEDIA INFORMATION

For information regarding media passes and seating location for the media, please contact the sports information office at 502.452.8078. Interviews with coaches can be set up through the sports information office or by calling the coaches directly. To arrange an interview with a student-athlete, media should contact the sports information office to set up a time.

Knights Hall is equipped with wireless capability.

Phone lines for electronic transmissions are available on request.

BELLARMINE FAST FACTS

Name: Bellarmine University
Location: Louisville, KY
Founded: 1950
Enrollment: 2,881 (Fall 2009)
President: Joseph J. McGowan
Director of Athletics: Scott Wiegandt
Nickname: Knights
Colors: Scarlet and Silver
Affiliation: NCAA Division II
Conference: Great Lakes Valley
Home Arena: Knights Hall
Capacity: 2,800
Athletic Department Phone: 502.452.8380
Athletics FAX line: 502.452.8450
Mailing Address: 2001 Newburg Road, Louisville, KY 40205

ACADEMIC OFFERINGS

Bellarmine offers more than 50 majors in the arts and sciences, business, education, nursing and health sciences. Five year Accounting/MBA program. Graduate degrees include MBA, Executive MBA, MSN, MA Communication, MA Education, MAT, MSAIT (Applied Information Technology), MA in Spirituality and a Doctor of Physical Therapy.

ATHLETICS OFFERINGS

There are 19 varsity sports at Bellarmine, all competing at the NCAA Division II level, except men's lacrosse, which plays at the NCAA Division I level in the Eastern College Athletic Conference. With the exception of women's field hockey, which is independent, the remaining sports teams compete in the Great Lakes Valley Conference. Those teams include: Men's and women's Basketball, Cross Country, Golf, Soccer, Tennis, Track (Indoor and Outdoor), Tennis, Women's volleyball, and softball and baseball.

MEN'S BASKETBALL HISTORICAL DATA

First Year of Men's Basketball: 1950
Overall All-Time Record: 795-733
NCAA Appearances: 10
Last NCAA Postseason Appearance: 2009
NCAA Tournament Record: 7-14

MEN'S BASKETBALL COACHING STAFF INFORMATION

Head Coach: Scott Davenport
Alma Mater: University of Louisville
School Record (Yrs.): 69-47 (4)
Career Record (Yrs.): 69-47 (4)
Office Phone: 502-452-8380
Email: sdavenport@bellarmine.edu
Assistant Coaches: Drew Cooper, Carl White, and Michael Scott

The Bellarmine's 2009-10 men's basketball outlook is bright. The Knights return 10 of their top 11 scorers from a team that set a school record for most wins in a season (26) and lost in overtime in the regional finals to the eventual national champion.

The Sporting News tabbed Bellarmine as its preseason No. 1, and the DII Bulletin ranked the Knights 5th in the nation.

The biggest question mark for the 2009-10 Bellarmine team will be who will take on graduated point guard Chartael Hall's role as the a new team leader. The likely candidate to replace Hall as the team leader and point guard is Braydon Hobbs, who was named to the DII Bulletin All-Freshman Team and was GLVC Freshman of the Year. The 6-5 sophomore guard is an outstanding passer and possesses good shooting range, leading the team with 66 3-pointers last season. He also takes very good care of the ball and was fifth in the nation last year in assist to turnover ratio (3.34 to 1).

The overall strength of the team is going to be depth as 10-12 players will probably see significant minutes. In addition to the four starters returning (Hobbs, Justin Benedetti, Oladapo Fagbenle, and Nick Holmes), look for Andrew Patterson(G/F), Luke Sprague (F/C), Steve Pogue (G/F), Forrest Smallwood (G), Kevin Allen (G), Mark Veith (F/C), and newcomers Chris Dowe (G) and Jeremy Kendle to get most of the action.

Assuming the four returning starters come back to start in 2009-10, look for Allen or Kendle to round out the starting five. Allen would play the two guard and Hobbs would move to point. If Kendle gets the nod, the Jeffersonville High School product (Olney Central College) will run the point with Hobbs staying in the 2-spot.

Incoming freshman Chris Dowe (Eastern High School) should also compete for time at the point and as the "2" guard. Senior Doug Davenport also will see time at the point.

The 2009-10 version of the Knights will show a lot of interchangeable positions, especially at the off-guard and small forward positions. Although Allen is expected to play only the guard position, Smallwood, Patterson, Pogue, and Benedetti all will see time at both the 2 and three positions.

At power forward, Holmes returns to start, and he will be spelled by Luke Sprague and Mark Veith with Andrew Parks and Aaron Robison also able to step in and give some minutes at that position.

The Knights post play got good news this past summer when the NCAA approved Bellarmine's request for waiver and allowed Bellarmine big man Oladapo Fagbenle another year of eligibility. The 6-9 transfer from Campbell started 31 of Bellarmine's 33 games last year and poses a legitimate shot-blocking threat to the competition. Sprague and Veith will also play some minutes in the post.

Bellarmino's schedule in 2009-10 will allow Knights fans to see a little more of the team as they play 14 home games (four more than last year), starting with Kentucky State on Nov. 7 in an exhibition contest.

The Knights will also play exhibitions against two NCAA Division I schools from the Big East. They travel just a couple of miles down the road to face the University of Louisville on Nov. 4, and then travel up I-71 to take on the Bearcats of Cincinnati on Nov. 12

Among the Knights' non-conference games will be the Bellarmine-USI classic held in Knights Hall on Dec. 11-12 with Bellarmine facing Ohio Valley and Indiana Southeast. Other December home games include tussles with highly regarded DII foe Tusculum and NAIA power University of the Cumberlands.

With the GLVC switching to a three-division set-up this year, Bellarmine is looking at another rugged conference schedule. Joining the Knights in the new GLVC East will be Northern Kentucky, Kentucky Wesleyan, University of Indianapolis, and last year's West Division champions, the University of Southern Indiana. Bellarmine will faceoff with each of their divisional foes twice and play the remaining GLVC schools once in their conference schedule.

As was the case a year ago, Bellarmine starts early in the season with conference games. This year, the Knights travel to Evansville to open their GLVC schedule with Southern Indiana on Dec. 3. Two days later Bellarmine must go to Owensboro to face the always competitive Kentucky Wesleyan Panthers.

The remaining GLVC schedule occurs in the new year, with Bellarmine playing exclusively GLVC teams after Jan. 1.

BRAYDON HOBBS



HEAD COACH SCOTT DAVENPORT



Scott Davenport is entering his fifth season as head coach at Bellarmine. On April 29, 2005, Davenport took over the reigns of a program that had finished in last place in the Great Lakes Valley Conference the previous season and immediately instilled new hope among players and fans.

In his debut season, he led the team to its first .500 finish since 2001, and its first conference tournament appearance since 2002. He followed that up with a 12-15 mark in 2006-07, which included three losses in the NABC Classic at Freedom Hall against NCAA Division I opponents Louisville, Ohio, and Saint Joseph's. Improvement continued in 2007-08

as Coach Davenport and the Knights once again finished with a winning record at 17-11 and returned to the GLVC Tourney where they lost in the first round to eventual champion Drury.

COLLEGE RECORD

2008-09	Bellarmine	26-7
2007-08	Bellarmine	17-11
2006-07	Bellarmine	12-15
2005-06	Bellarmine	14-14
2004-05	Louisville*	33-5
2003-04	Louisville*	20-10
2002-03	Louisville*	25-7
2001-02	Louisville*	19-13
2000-01	Louisville*	12-19
1999-00	Louisville*	19-12
1998-99	Louisville*	19-11
1997-98	Louisville*	12-20
1996-97	Louisville*	26-9

Career Record: 254-153 (62.4%)
* ASSISTANT COACH

Last season, Davenport led the Knights to arguably the best season in Bellarmine basketball history, setting school records for most wins in a season, most games played and highest in-season national ranking. His 26-7 Knights made it to the Sweet 16 of the NCAA Tournament, narrowly losing to the eventual national champion in overtime on their floor in the NCAA Midwest Regional Final. Excitement found its way back into Knights Hall, as the venue saw sellout crowds for the first time in two decades. Since Davenport has taken over at Bellarmine, attendance at men's basketball games has tripled.

Prior to arriving at Bellarmine, Davenport spent nine seasons as an assistant coach at the University of Louisville. With Davenport on staff, the Cardinals were 185-106 and made six trips to the NCAA Tournament, including a Final Four appearance in 2005. While there, Davenport worked under both Rick Pitino and Denny Crum, and assisted in all facets of the program, including game preparation, individual instruction, scheduling, and recruiting. He was also director of the program's summer youth camps.

Before heading to Louisville, Davenport spent 10 seasons as the head boy's coach at Ballard High School. He led the team to a state championship in 1988 and a runner-up finish in 1987 while compiling a 268-59 record. Forty-one of his fifty-five seniors at Ballard went on to play college basketball, and two of his stand-outs, DeJuan Wheat and Allan Houston, made it to the NBA after stellar careers at the University of Louisville and the University of Tennessee respectively. His squads also took out six regional championships.

Prior to coaching at Ballard, Davenport spent a season under Mike Pollio at Virginia Commonwealth University on a staff that also included assistant coaches Tubby Smith, now the head coach at Kentucky, and Ray Harper, former head coach at Kentucky Wesleyan. He was also a graduate assistant at the University of Louisville during the 1983-84 and 1984-85 seasons.

In addition to those coaching stints, Davenport was one of 12 coaches selected from across the nation to work at the Nike All-America Camp from 1989-95. He was also a 1986 Kentucky Derby Festival McDonald's All-Star Game Coach and was chosen as assistant coach for the 1983 Kentucky/Indiana All-Star game.

A Louisville native, Davenport and his wife Sharon have two sons, Russ who graduated from Bellarmine and now works in Louisville and Doug, who is a senior on the Knights' basketball team.

ASSISTANT COACH DREW COOPER



Drew Cooper is in his second stint at Bellarmine, and his third year under Scott Davenport. A Louisville native and graduate of St. Xavier High School, Cooper was a former volunteer assistant coach with Bellarmine in 2001-02, after finishing a stellar playing career.

Cooper was also a graduate assistant at Northern Kentucky during the 2002-03 season and was an assistant at Babson College, just outside of Boston, from 2003 to 2005. He was named the head coach at Division III Wheelock College, in Boston, in 2006 and held that post until joining Bellarmine in August of 2007.

As a player, Cooper scored over 2,000 points at Assumption College in Worcester, Mass. where he was a two-time NABC Division II Honorable Mention All-America selection. He was also a three-time all-conference pick, and played professionally in Europe and in the International Basketball League in the U.S.

Cooper has a three-year old daughter, Delaney Marie.

ASSISTANT COACH CARL WHITE



Carl White begins his first season as an assistant basketball coach at Bellarmine. White is a graduate of Iroquois High School and Kentucky State University. He spent 22 years in corporate America as a computer systems engineer before pursuing his true passion: coaching basketball.

Louisville's Crosby Middle School, where he teaches, was his first coaching position, and within four years, the program became one of the top teams in the city.

In 2004, White joined the Eastern High School coaching staff as assistant head coach. During his time at Eastern, the program won 75 percent of its games and captured prestigious tournament titles such as the Louisville Invitational Tournament (twice) and the Seventh Region championship. The Eagles also advanced to Kentucky's "Elite 8" in 2009.

White is married to Lorrie B. White, and has three daughters, Kenekii Ward, Jordan Bivens and Kameron White. He also has two granddaughters, KaSandra and Alicia.

ASSISTANT COACH MICHAEL SCOTT




Michael Scott enters his first year as an assistant coach at Bellarmine. He will be assisting in all aspects of the program, including recruiting, scouting, and player development. Scott has been at Bellarmine since Davenport's arrival during the 2005-2006 season. He is a 2009 graduate of Bellarmine with a bachelor's degree in business administration where he worked under Davenport as the head team

manager for four years.

Scott, a native of South Bend, Indiana, graduated high school in 2005 from Trinity School at Greenlawn where he was a three year varsity starter in basketball. During his playing career, Scott's team improved its win total every year including two ICST Final Four appearances and a runner-up finish during his sophomore year.

Scott is currently pursuing his masters degree in business administration at Bellarmine.

2009-2010 ROSTER



NO.	NAME	POSITION	HEIGHT	CLASS	HOMETOWN	HIGH SCHOOL (PREVIOUS COLLEGE)
3	Braydon Hobbs	G	6-5	SO	New Albany, Ind.	New Albany H.S.
4	Jeremy Kendle	G	6-1	JR	Jeffersonville, Ind.	Jeffersonville H.S. (Olney Central)
5	Forrest Smallwood	G	6-4	JR	Louisville, Ky.	Male H.S. (Vincennes)
10	Chris Dowe	G	6-3	FR	Louisville, Ky.	Eastern H.S.
11	Doug Davenport	G	6-0	SR	Louisville, Ky.	Ballard H.S.
12	Aaron Robison	F	6-6	FR	Louisville, Ky.	St. Xavier H.S.
14	Kevin Allen	G	5-10	SR	Goshen, Ky.	North Oldham H.S.
15	Justin Benedetti	G	6-6	JR	New Albany, Ind.	Providence H.S.
21	Andrew Parks	F	6-4	SR	Corbin, Ky.	Corbin H.S.
23	Steve Pogue	F	6-5	SR	Cincinnati, Ohio	Oak Hills (Miami-Ohio)
24	Nick Holmes	F	6-6	JR	Cincinnati, Ohio	Elder H.S.
25	Andrew Patterson	F	6-6	SR	Hartford, Conn.	The Master's School (Niagara)
31	Luke Sprague	F	6-8	SO	Newburgh, Ind.	Castle H.S.
32	Mark Veith	F	6-6	SR	Cincinnati, Ohio	Saint Xavier H.S.
33	Oladapo Fagbenle	C	6-9	SR	London, England	The Master's School (Campbell)

ALPHABETICAL ROSTER

- 14 Kevin Allen
- 15 Justin Benedetti
- 11 Doug Davenport
- 10 Chris Dowe
- 33 Oladapo Fagbenle
- 3 Braydon Hobbs
- 24 Nick Holmes
- 4 Jeremy Kendle
- 21 Andrew Parks
- 25 Andrew Patterson
- 23 Steve Pogue
- 12 Aaron Robison
- 5 Forrest Smallwood
- 31 Luke Sprague
- 32 Mark Veith

PRONUNCIATIONS

Bellarmine: Bell-er-min

Benedetti: BEN-uh-debt-ee

Pogue: POAG

Veith: VITHE (long "i")

Oladapo: OH-la-DAH-p-oh

Fagbenle: FAH-bin-lay

Dowe: Dow

Robison: ROBB-i-son

Sprague: SPRAIG

HEAD COACH: Scott Davenport

ASSISTANT COACHES: Drew Cooper, Carl White, Michael Scott

TEAM MANAGERS: Derek Storc, David Shearn

TEAM TRAINER: Brad Bluestone

14 Kevin Allen



5-10
Senior
Guard

Goshen, Ky.
North Oldham High
Major: Communication

Parents: Harry and Brenda Allen

2008-09: Averaged 6.6 points per game in 33 games off the bench...connected on 40 of 89 three-point attempts (.449)...went 5-5 from free throw line vs. #8 Southern Indiana (1/10)...recorded team high three steals vs. Missouri S&T (1/24)...scored season highs 18 pts and four assists vs. Pfeiffer (12/20)...had nine double figures scoring games on season, including 11 in NCAA First Round vs. Kentucky Wesleyan (3/14).

2007-08: Played in all 28 of the Knights games as a reserve averaging 12.3 minutes per game...Logged a season high 27 minutes against Wisconsin-Parkside...Tied for the team lead with seven rebounds at Missouri S&T while dishing out three assists...In 24 minutes versus Indianapolis recorded a season high 16 points...Scored in double digits on three other occasions...Was four of seven from the three point arc for a total of 12 points against Northern Kentucky...In three matches was four for four from the free throw line...Shot 86% from the line for the season...Also averaged 4.3 points per game.

2006-07: Averaged 9.6 minutes per game in 26 appearances off the bench as a freshman...Scored 10 points in second collegiate game in loss vs. Limestone (Nov. 18)...Scored season-high 11 points in 16 minutes in home loss to Indianapolis (Jan. 27)...Pulled down three rebounds while playing a season-high 21 minutes in a home loss to SIU-Edwardsville (Nov. 30)...Hit multiple three-pointers in five different games...Dished out a season-best three assists in home victory over Northern Kentucky (Nov. 21).

HIGH SCHOOL: At North Oldham was an All-Eighth Region and Honorable Mention All-State selection after averaging 19.9 points a game...Also named All-29th District...Led the Mustangs to their first ever district championship...Was chosen as a 2006 Kentucky All-Star as a senior...Added four rebounds and three assists per game to his impressive scoring numbers at North Oldham.



Personal Stats

SEASON	GP-GS	FG MA	PCT.	3PT MA	PCT.	FTM FTA	PCT.	REB O-D	TOTAL	AVG.	PF FO	AST.	TO	BLK	STL	PTS	AVG
2008-09	33-0	64-145	.441	40-89	.449	51-65	.780	14-29	43	1.3	42-0	35	30	1	12	219	6.6
2007-08	28-0	34-80	.425	20-52	.385	31-36	.861	6-39	45	1.6	32-0	19	28	0	9	119	4.3
2006-07	26-0	30-78	.385	17-49	.347	10-16	.625	5-10	15	0.6	23-0	20	25	1	6	87	3.3
TOTAL	87-0	128-303	.422	77-190	.405	92-117	.786	25-78	103	1.1	97-0	74	53	2	27	425	4.8

11 Doug Davenport



6-0
Senior
Guard

Louisville, Ky.
Ballard High
Major: History & Political Science

Parents: Scott and Sharon Davenport

2008-09: Scored 10 points in 25 appearances off the bench as a junior...averaged 5.0 minutes per game...logged double digit minutes in three contests...recorded season high six points in 18 minutes vs. King (11/29)...totaled five steals and seven assists on season...earned a pair of assists on two occasions: vs. Wisconsin-Parkside (2/05) and at Wisconsin-Parkside (2/14).

2007-08: Averaged 5.3 minutes per game as a sophomore reserve...Notched a high of 12 minutes at Missouri S&T...Made five of seven from the charity stripe on the season...Was two of two from the line at home against Saint Joseph's...Hit a three pointer at Saint Joseph's for a season high three points...Duplicated this effort versus Rockhurst.

2006-07: Came off the bench for eight appearances as a freshman...recorded a rebound in home win over Quincy (Dec. 2)...Dished out lone assist of season in loss at Drury (Feb. 3).


HIGH SCHOOL: Played at Louisville Ballard...Helped the Bruins to a 31-3 record as a junior and a trip to the Kentucky State Tournament...Also lettered twice in football and twice in track...Made two appearances in the state track meet, in the 4 X 100, 4 X 200, and 4 X 400.



Personal Stats

SEASON	GP-GS	FG MA	PCT.	3PT M A	PCT.	FTM FTA	PCT.	REB O-D	TOTAL	AVG.	PF FO	AST.	TO	BLK	STL	PTS	AVG
2008-09	25-0	3-13	.230	3-10	.300	1-2	.500	0-5	5	0.2	9-0	7	12	0	5	10	0.4
2007-08	20-0	2-12	.167	2-12	.167	5-7	.714	0-5	5	0.3	5-0	2	4	0	2	11	0.6
2006-07	8-0	0-1	.000	0-1	.000	0-0	.000	0-1	1	0.1	2-0	1	0	0	0	0	0.0
TOTAL	53-0	5-26	.192	5-23	.217	6-9	.666	0-6	6	0.1	7-0	3	4	0	2	11	0.2

33 Oladapo Fagbenle



6-9
Senior
Center

London, England
The Master's School/
Campbell University
Major: M.A. in Communication

Parents: Engore and Tunde Fagbenle

2008-09: Scored 4.6 points per game and had 4.0 rebounds per game in 31 starts...led team in blocked shots with 25, for a 0.8 per game average...averaged 18.1 minutes per game...shot 48% from the field...led team in rebounding on four occasions...totaled season highs 14 points, nine boards and four assists in 22 minutes at Lewis (1/31)...tallied double figures in scoring three times...had season high four blocks vs. Pfeiffer (12/20).

2006-07: Missed the 2006-07 season after undergoing knee surgery.

2005-06 (Campbell): Played in 26 games, while starting five of the final six... Ranked third among Atlantic Sun blocked shots leaders (1.15) overall... Scored 1.1 points and grabbed 3.1 rebounds per outing... Had 29 rejections over the last nine games of the season... Had seven rebounds and two blocks in 18 minutes vs. Lipscomb (2/16)... Grabbed five boards and blocked three shots in 18 minutes at East Tennessee State (2/9)... Hit season highs for rebounds (seven), assists (two), blocks (four), steals (two) and minutes played (19) in win over Jacksonville (1/30)... Grabbed then season best rebounds for third straight game with six at Evansville (12/17)

2004-05: Sat out season as a red-shirt... Earned a place on the Atlantic Sun All-Academic Team.

PREP: Played one season at The Master's School in West Simsbury, Conn., under Coach Tim Goodwin. He averaged 12.0 points, 10.0 rebounds, 5.0 assists and 2.0 blocks per game and earned the team's Most Improved Player award.



Personal Stats

SEASON	GP-GS	FG MA	PCT.	3PT M A	PCT.	FTM FTA	PCT.	REB O-D	TOTAL	AVG.	PF FO	AST.	TO	BLK	STL	PTS	AVG
2008-09	32-31	60-126	.470	0-4	.000	26-51	.510	31-97	128	4.0	87-1	40	52	25	11	146	4.6
2007-08*	29-0	24-47	.511	0-1	.000	7-16	.438	29-43	72	2.5	53-1	16	21	24	8	55	1.9
2006-07	DNP	(injured)															
2005-06*	26-5	13-42	.310	0-3	.000	3-8	.375	NA	80	3.1	46-1	14	15	30	7	29	1.1
TOTAL	87-36	97-215	.451	0-8	.000	36-75	.480	60-140	280	3.22	186-3	70	88	79	26	230	2.6

**stats from Campbell*

21 Andrew Parks



**6-4
Senior
Forward**

Corbin, Ky.
Corbin High
Major: Biology

Parents: Jeff and Lee Parks

2008-09: Averaged 0.6 points per game and 1.3 rebounds per game in 20 appearances off the bench as a junior...totaled five steals and three assists on season...scored season high three points in seven minutes vs. Missouri S&T (1/24)...ripped down four rebounds vs. Pfeiffer (12/20)...served two assists at Wisconsin-Parkside (2/14).

2007-08: Came off the bench in 21 games during his sophomore season averaging six minutes with a high of 18 minutes at Tusculum...Was 15 of 25 from the field shooting 60% for the season...Made seven free throws in eight trips to the line on the year...Finished the year with 37 points and 21 rebounds...Recorded a season high 10 points versus West Virginia Tech while going three for three from the field and four for four from the free throw line...Pulled down four rebounds at Tusculum and again at Missouri S&T.

2006-07: Medical redshirt for season after undergoing knee surgery.

2005-06: As a freshman, saw action in 23 games, starting one...In the fifth game of the season against Glenville State, recorded a season-high seven points, three rebounds, two steals, and two assists in 13 minutes of action...Started against Delta State on Dec. 15, playing a season-high 14 minutes...Went 10 for 22 from the field for a .455 percentage...Averaged 1.1 points per game, totaling 25 points for the season in 115 minutes of action...Handed out a season-high three assists against Missouri-Rolla.

HIGH SCHOOL: Earned Southeastern Kentucky Conference Player of the Year honors as a senior... Led the Redhounds to a 21-11 record as senior, which included the 13th region championship and a quarterfinal berth in the State Tournament...Earned All-Tournament honors and was named the Corbin News Journal 50th District Player of the Year...Averaged 19.2 ppg, and was eighth in the state in rebounding, averaging 11.7 boards a game...Played for coach Tony Pietrowski...Also suited up for the Corbin baseball team.



**Personal
Stats**

SEASON	GP-GS	FG MA	PCT.	3PT M A	PCT.	FTM FTA	PCT.	REB O-D	TOTAL	AVG.	PF FO	AST.	TO	BLK	STL	PTS	AVG
2008-09	20-0	2-6	.333	0-0	.000	8-12	.666	6-20	26	1.3	15-1	3	5	3	5	10	0.4
2007-08	21-0	15-25	.600	0-1	.000	7-8	.875	9-12	21	1.0	8-0	8	16	2	5	37	1.8
2005-06	23-1	10-22	.455	0-1	.000	5-9	.556	2-13	15	0.7	19-0	11	11	0	5	25	1.1
TOTAL	64-1	27-53	.509	0-2	.00	20-29	.689	17-45	62	0.9	42-1	22	32	5	15	72	1.1

25 Andrew Patterson



6-6
Senior
Guard/Forward

Hartford, Conn.

The Master's School/Niagara University

Major: Business Administration

Parents: Nighen Patterson and Tracy Ransom

2008-09: Made 17 starts in 26 appearances as a junior...scored 5.9 points per game and averaged 2.3 rebounds per game...totaled 21 assists and 12 steals on season...led team in scoring with season high 20 points off 9-13 shooting vs. West Liberty State (12/29)...pulled down seven rebounds at Wheeling Jesuit (12/30)...led team in assists with four vs. King (11/29)...scored in double figures on six occasions.

2006-07 (Niagara): Appeared in 21 games, starting the season opener vs. Binghamton, scoring a season high eight points...Averaged 1.9 points, 0.9 rebounds, 0.3 assists and 6.0 minutes per game. Appeared in team's first round NCAA Tournament game vs. No. 1 Kansas (3/16)...Collected an assist vs. the Jayhawks...Tied personal-best with eight points in the loss vs. Delaware...Grabbed a career-high four rebounds in the season opener...Snared a rebound in nine contests...Played a career-high 27 minutes vs. Binghamton...Played 10-or-more minutes in three games.

HIGH SCHOOL: Two-time first team all-conference selection and a two-time first team Connecticut Independent School Athletic Conference (CISAC) All-Star...Finished career averaging 16.8 points,



Personal Stats

SEASON	GP-GS	FG MA	PCT.	3PT MA	PCT.	FTM FTA	PCT.	REB O-D	TOTAL	AVG.	PF FO	AST.	TO	BLK	STL	PTS	AVG
2008-09	26-17	58-142	.408	17-52	.326	20-34	.588	17-42	59	2.3	44-0	21	51	5	12	153	5.9
2007-08*	29-0	11-51	.216	9-41	.220	5-11	.455	8-11	19	0.7	46-0	5	16	3	8	36	1.2
2006-07*	21-1	13-34	.382	6-21	.286	8-12	.667	7-12	19	0.9	23-0	7	13	1	3	40	1.9
TOTAL	76-18	82-227	.361	32-114	.280	33-57	.578	32-65	97	1.2	113-0	33	80	9	23	229	3.0

**Stats from Niagara*

23 Steve Pogue



6-5
Senior
Forward/Guard

Cincinnati, Ohio
 Oak Hills High/Miami (OH) University
 Major: Communication

Parents: Glenn and Lois Pogue

2008-09: Averaged 3.2 points per game in 12 appearances off the bench as a junior before sustaining a season-ending injury. Scored 17 points off 6-10 shooting in 20 minutes vs. Drury (1/22)...Pulled down three boards vs. King (11/29).

2007-08: Limited to playing in 13 games due to injuries throughout the season...Averaged 22.2 minutes in games played while recording 99 points for a 7.6 per match ratio...Collected 78 rebounds and 16 assists during the year as well...Scored a season high 13 points while going three for three from beyond the three point arc in the game versus Hillsdale...Was 18 of 25 from the charity stripe on the season...Was a perfect four of four at the line at Tusculum...Notched a season high seven rebounds at Indianapolis.

2006-07: Played in two games as a freshman with the Redhawks... Did not attempt a shot.

HIGH SCHOOL: Played for Coach Mike Price at Oak Hills...Averaged 15.0 points, 6.0 rebounds, and 4.0 assists...Was First Team All-Conference as a senior... Also named All-District and Special Mention All-State...Selected to Ohio-Kentucky, Ohio-West Virginia, and Ohio North-South All-Star Games.



Personal Stats

SEASON	GP-GS	FG MA	PCT.	3PT MA	PCT.	FTM FTA	PCT.	REB O-D	TOTAL	AVG.	PF FO	AST.	TO	BLK	STL	PTS	AVG
2008-09	12-0	13-30	.430	4-13	.307	8-9	.888	5-3	8	0.7	50-0	9	18	4	8	84	2.6
2007-08	13-1	37-78	.470	7-25	.280	18-25	.720	12-22	34	2.6	35-0	16	14	2	5	99	7.6
2006-07*	2-0	0-0	.000	0-0	.000	0-0	.000	0-0	0	0.0	0-0	0	0	0	0	0	0.0
TOTAL	29-150-108	.462	11-38	.289	26-34	.764	17-25	42	1.4	85-0	27	32	6	13	183	6.3	

**stats from Miami (OH)*

32 Mark Veith



6-6
Senior
Forward

Cincinnati, Ohio
Saint Xavier High
Major: Communication

Parents: Terry and Patsy Veith

2008-09: Averaged 2.6 points per game in 32 games off the bench as a junior...led team in three-point shooting at 64% off 11 attempts...totaled nine assists and eight steals for season... had season high 15 points, including 3-for-3 shooting from behind the arc vs. UWP (2/05)... logged season high 21 minutes and scored six points at St. Joseph's...pulled down season high four rebounds vs. Florida Southern.

2007-08: Started 26 of 28 games during his sophomore year averaging 19.2 minutes per game...Totaled 168 points on the season for a six point per game average...Was third on the team with 11 blocks and fifth on the team with 78 rebounds...Powered the team to a win over Southern Indiana with a team high 16 points while shooting six for eight from the field and three for three from the free throw line...Also led the team in this game with six rebounds and two blocked shots...Matched his season high with 16 points at Lewis on six of nine shooting from the field...Had a season high of eight rebounds versus Kentucky Wesleyan.

2006-07: Made 27 appearances off the bench as a freshman...Recorded season-highs of 23 points (including 17 in the first half) and 7 rebounds in loss at Wisconsin-Parkside (Jan. 6)... Scored 10 points in loss at Southern Indiana (Jan. 18)...Was second on the team in field goal percentage, hitting 61.4 percent of his shots...Averaged 3.6 points and 1.9 rebounds per game... Had season-high two steals in late-season overtime loss at Northern Kentucky (Feb. 19).

HIGH SCHOOL: As the team's starting center, he helped the Bombers to a 20-4 season and advance to the Ohio sweet sixteen, as well as win their second consecutive district championship...Averaged 4.5 boards per game, along with 5 points per contest, while shooting 47 percent from the field...Scored a season-high 17 points and pulled down 10 boards in a second round sectional tournament game against Hamilton...Had a season-high 13 boards, along with nine points, against Dixie Heights.



Personal Stats

SEASON	GP-GS	FG MA	PCT.	3PT MA	PCT.	FTM FTA	PCT.	REB O-D	TOTAL	AVG.	PF FO	AST.	TO	BLK	STL	PTS	AVG
2008-09	32-0	30-48	.625	7-11	.636	17-21	.809	13-17	30	0.9	50-0	9	18	4	8	84	2.6
2007-08	26-8	67-123	.545	9-25	.360	25-32	.781	6-39	45	1.6	32-0	19	28	0	9	119	4.3
2006-07	27-0	35-57	.614	2-4	.500	24-30	.800	19-32	51	1.9	50-1	6	12	3	9	96	3.6
TOTAL	85-8	132-228	.578	18-40	.450	66-83	.795	38-88	126	1.4	132-1	25	40	3	18	215	4.1

15 Justin Benedetti



6-6 • Junior • Guard

New Albany, Ind.
 Providence High
 Major: Business Administration
 Parents: Diane and Mike Benedetti

2008-09: Was team's third-leading scorer with 12.4 points per contest in 33 appearances as a sophomore... Started 24 games at the swing position, averaging 26.8 minutes per game... Totaled 53 assists, 22 steals and 14 blocked shots on season... Led team in scoring on three occasions, including torching the nets for 27 points to go with his five assists in 42 minutes in NCAA Regional Final at Findlay (3/17)... Scored in double figures 25 times throughout the season, shooting 53% from the field... Muscled down 3.6 rebounds per contest... Dished out season high six assists vs. Lewis (2/19)... Had four blocked shots vs.

#8 Southern Indiana (1/10)... Forced four steals at Indianapolis (12/6).

2007-08: Played in 22 games as a freshman reserve averaging 11.9 minutes per contest... Shot 51% from the field and 40% from three point range while scoring 89 points on the season... Also had 41 rebounds and 26 assists... Led the team with 18 points at Missouri S&T on seven of nine shooting from the field... Scored in double digits on two other occasions... Recorded seven rebounds, six assists and three steals while playing a season high 26 minutes versus Wisconsin-Parkside.

HIGH SCHOOL: Was an early signee for Bellarmine as a high school senior... Was recruited by several Division I schools... Missed most of his senior year with a torn meniscus in his left knee... Led Pioneers to 38-7 record over his sophomore and junior seasons... Averaged 15 points and 5 rebounds per game as a junior... Named to the All-Sectional Team and Second Team All-County... Was MVP of Silver Creek Holiday Tournament during his junior year... Played for Coach Lou Lefevre at Providence.

Personal Stats

SEASON	GP-GS	FG MA	PCT.	3PT MA	PCT.	FTM FTA	PCT.	REB O-D	TOTAL	AVG.	PF FO	AST.	TO	BLK	STL	PTS	AVG
2008-09	33-24	144-272	.529	65-139	.467	57-75	.760	28-90	118	3.6	68-2	53	49	14	22	410	12.4
2007-08	22-0	33-65	.508	16-40	.400	7-10	.700	9-32	41	1.9	26-0	26	16	3	8	89	4.0
TOTAL:	55-24	177-207	.855	81-179	.452	64-85	.752	37-122	159	2.8	94-2	79	65	17	30	499	9.0

24 Nick Holmes



6-6 • Junior • Forward

Cincinnati, Ohio
 Elder High
 Major: Business Administration
 Parents: Tom and Stephanie Holmes

2008-09: Started 27 games in 33 appearances at the power forward position as a sophomore... Was team's second-leading rebounder at 5.4 rebounds per game, while scoring 9.8 points per game... Led team in rebounding in 11 contests... Led squad in field goal percentage at 67%... Was fourth on team with 47 assists... Accumulated 12 steals and 10 blocks on the season... Scored season high 24 points in NCAA First Round vs. Kentucky Wesleyan... Had double-double with 19 points and 11 rebounds at Northern Kentucky... Scored 20 points in 28 minutes at Wheeling Jesuit (12/30)... Dished out season high

seven assists at Wisconsin-Parkside (2/14).

2007-08: Averaged 12.5 minutes a game coming off the bench as a reserve... Pulled down 72 rebounds on the season for a 2.7 average... Recorded 80 points in his freshman year for a three point average... Scored a season high 10 points while going six for six from the three point line in a match at Northern Kentucky... Tallied a season high eight rebounds versus West Virginia Tech... Also had two steals in this game tying for the team lead.

HIGH SCHOOL: Played for Coach Joe Schoenfeld

at Elder... Averaged 9.0 points and 7.5 rebounds per game as senior... Led Panthers to sectional and district championships in junior and senior years... Powered team to a 20-3 mark, including a berth in the Ohio Sweet 16 and an Ohio AP top ten ranking, as a senior... Scored 20 points and collected 13 rebounds in district championship win over Wayne High as a senior... Also was a member of school's National Honor Society... Nephew of Bellarmine Hall of Famer and former GLVC Player of the Year Mike Holmes.

Personal Stats

SEASON	GP-GS	FG MA	PCT.	3PT MA	PCT.	FTM FTA	PCT.	REB O-D	TOTAL	AVG.	PF FO	AST.	TO	BLK	STL	PTS	AVG
2008-09	33-27	134-201	.666	0-1	.000	55-75	.733	65-115	178	5.4	66-2	47	52	10	12	323	9.8
2007-08	27-0	28-70	.400	0-0	.000	24-37	.649	30-42	72	2.7	36-0	17	16	5	9	80	3.0
TOTAL	60-27	162-271	.597	0-1	.000	79-116	.681	95-157	252	4.2	102-2	64	68	15	21	403	6.7

5 Forrest Smallwood



6-4 • Junior • Guard

Louisville, Ky.
Male High/Vincennes University
Major: Business Administration

Parents: Leroy and Kay Smallwood

2008-09: Averaged 5.1 points per game in 32 appearances off the bench as a sophomore...Tallied 22 assists and 18 steals on season...Scored season high 16 points off 4-5 shooting from behind the arc at Tusculum (12/17)...Had seven double figure scoring games...Secured season high seven rebounds to go with his 12 points vs. Indianapolis (2/21)...Was 3-6 shooting from long distance and tallied 15 points vs. Pfeiffer (12/20).

2007-08 (Vincennes): Helped the Trailblazers to a 28-6 season, seeing action in 33 games...Made four starts...Averaged 4.3 points and 2.3 rebounds a game...Posted a career high with 13 points against Clark State...Scored in double digits two other games...Had a 10-rebound performance against Moraine Valley...Dished out three assists four different times.

HIGH SCHOOL: Had an outstanding 1,300 point career at Male High School...During senior season was a McDonald's All American nominee and second team all-state in Kentucky...At the Lolani Prep Classic played in Hawaii he averaged 22 points per game and nine assists in four games and named to the all-tournament team...Was also a Street & Smith's All American Honorable Mention.

Personal Stats

SEASON	GP-GS	FG MA	PCT.	3PT MA	PCT.	FTM FTA	PCT.	REB O-D	TOTAL	AVG.	PF FO	AST.	TO	BLK	STL	PTS	AVG
2008-09	32-0	60-154	.389	19-60	.316	25-39	.641	23-47	70	2.2	69-4	22	43	4	18	164	5.1
2007-08*	33-4	52-152	.342	17-67	.254	22-34	.647	31-46	77	2.3	57-1	34	26	10	20	143	4.3
TOTAL	65-4	112-306	.366	36-127	.283	47-73	.643	54-93	147	2.26	126-5	56	69	14	38	307	4.7

**Stats from Vincennes*

3 Braydon Hobbs



6-5 • Sophomore • Guard

New Albany, Ind.
New Albany High
Major: Criminal Justice

Parents: Kris and Michelle Johnson

2008-09: Earned Great Lakes Valley Conference Freshman of the Year and Third Team All-GLVC honors while being named to DII Bulletin's "All-Freshman Team"...3.34 assist/turnover ratio ranked fifth in nation...Was second on team in scoring with 12.8 points per game and assists with 137 on season...Started all 33 games in the backcourt, averaging 32.6 minutes per contest...Third on team in rebounds with 4.1 per game...Led team in scoring on six occasions...Scored season high 23 points at Tusculum (12/17)...Had

double-doubles in two games: 15 points and 12 assists vs. Pfeiffer (12/20) and 12 points and 13 assists vs. Drury (1/22)...Secured season high 11 rebounds at Rockhurst (1/17)...Scored in double figures 25 times throughout season, including a stretch of nine consecutive games.

HIGH SCHOOL: Finished as New Albany's all-time assist leader during a stellar high school career for Coach Jim Shannon...As senior averaged 16 points, 5.2 rebounds and 6.4 assists per

game and became the first Bulldog to record a triple double...Named to the Indiana All-Stars...Was a McDonald's All-American nominee...Made the Hall of Fame Tourney Team...Was a North/South All-Star...Named one of the IBCA's top 15 seniors...Named AP Second Team All-State...Named to the Courier-Journal's All Southern Team...Was the New Albany Tribune's Player of the Year...Earned First Team All-Conference honors.

Personal Stats

SEASON	GP-GS	FG MA	PCT.	3PT MA	PCT.	FTM FTA	PCT.	REB O-D	TOTAL	AVG.	PF FO	AST.	TO	BLK	STL	PTS	AVG
2008-09	33-33	158-330	.478	66-167	.395	42-59	.711	28-90	118	3.6	68-2	53	49	14	22	410	12.4

31 Luke Sprague



6-8 • Sophomore • Forward

Newburgh, Ind.
Castle High School
Major: Biology

Parents: Douglas and Lisa Sprague

2008-09: Averaged 3.5 points per game and 1.2 rebounds per game in 29 appearances off the bench as a freshman...Credited with eight steals, six blocked shots, and six assists on season...Led team in scoring with season high 14 points off 5-7 shooting vs. Missouri S&T (1/24)...Scored 12 points vs. Indianapolis (2/21) and 11 points to go with his season high five rebounds vs. St. Joseph's (2/7) for his other double figure scoring outputs.

HIGH SCHOOL: As a senior at Castle H.S., averaged 18 points a game and pulled down nine rebounds a game for Coach Brian Gibson...Named to the first team All-Southern Indiana Athletic Conference... Posted a career high 52 points in one game...Recognized as an Indiana South All-Star.

Personal Stats

SEASON	GP-GS	FG MA	PCT.	3PT MA	PCT.	FTM FTA	PCT.	REB O-D	TOTAL	AVG.	PF FO	AST.	TO	BLK	STL	PTS	AVG
2008-09	29-0	37-72	.513	13-24	.541	14-17	.823	11-23	34	1.2	10-0	6	12	6	8	101	3.5

4 Jeremy Kendle



6-1 • Junior • Guard

Jeffersonville, Indiana
Jeffersonville High School/Olney Central J.C.
Major: Exercise Science/Physical Therapy

Parents: Annette and Brad Kendle

2008-09: Saw action in only two games at Olney Central due to injuries.

HIGH SCHOOL: As a senior at Jeffersonville (Ind.) H.S., averaged 15 points a game, dished out four assists per contest and hauled in four rebounds a game for Coach Jimmy Just...Led team to a No. 4 state ranking and a record of 23-2... earned first team all district, all-region and all-area honors

10 Chris Dowe



6-3 • Freshman • Guard

Louisville, Kentucky
 Eastern High School
 Major: Business Administration

Parents: Angela Bonner and Chris Dowe, Sr.

HIGH SCHOOL: As a senior at Eastern High School averaged 14.2 points, 4.9 rebounds, 3 assists, 1.5 steals and 1.5 blocked shots a game... earned 7th Region Player of the Year honors...selected as a 2nd Team All-Stater...named MVP of the Louisville Invitational and Capital City tournaments...played in the Kentucky-Ohio All-Star Game. Interesting Stat: entered Bellarmine 8-0 on the Knights Hall floor (7-0 at Eastern, 1-0 in all-star game).

12 Aaron Robison



6-6 • Freshman • Forward

Louisville, Kentucky
 St. Xavier High School
 Major: Business Administration

Parents: Stacy and Pat Robison

HIGH SCHOOL: Played for Joe Bergamini at St. Xavier...averaged 10 points and 8 rebounds per game...as a junior, was named to the Louisville Invitational Tournament -All Tournament Team...participated in the Battle of the Bridges All Star Game...won the Coaches Award and the Senior Athletic Award in Basketball as a senior...also played football his freshman and sophomore years and was a member of the St. Xavier 2004 4A State Football Champions as a defensive end.

2008-2009 STATISTICS

RECORD:	OVERALL	HOME	AWAY	NEUTRAL
ALL GAMES	26-7	10-0	9-6	7-1
CONFERENCE	13-5	9-0	4-5	0-0
NON-CONFERENCE	13-2	1-0	5-1	7-1

#	Player	gp-gs	min	avg	Total		3-Point		F-Throw		Rebounds				pf	dq	a	to	blk	stl	pts	avg
					fg-fga	pct	3fg-fga	pct	ft-fa	pct	off	def	tot	avg								
10	Hall, Chartrael	33-33	107	32.7	168-298	.56	16-45	.35	123-193	.63	55	129	184	5.6	64	1	186	80	5	58	475	14.4
03	Hobbs, Braydon	33-33	107	32.6	158-330	.47	66-167	.39	42-59	.71	25	111	136	4.1	41	0	137	41	20	50	424	12.8
15	Benedetti, Justin	33-24	885	26.8	144-272	.52	65-139	.46	57-75	.76	28	90	118	3.6	68	2	53	49	14	22	410	12.4
24	Holmes, Nick	33-27	757	22.9	134-201	.66	0-1	.00	55-75	.73	63	115	178	5.4	66	2	47	41	10	12	323	9.8
14	Allen, Kevin	33-0	562	17.0	64-145	.44	40-89	.44	51-65	.78	14	29	43	1.3	42	0	35	30	1	12	219	6.6
25	Patterson, Andrew	26-17	421	16.2	58-142	.40	17-52	.32	20-34	.58	17	42	59	2.3	44	0	21	51	5	12	153	5.9
05	Smallwood, Forrest	32-0	462	14.4	60-154	.39	19-60	.31	25-39	.64	23	47	70	2.2	69	4	22	43	4	18	164	5.1
33	Fagbenle, Oladapo	32-31	578	18.1	60-126	.47	0-4	.00	26-51	.51	31	97	128	4.0	87	1	40	52	25	11	146	4.6
31	Sprague, Luke	29-0	201	6.9	37-72	.51	13-24	.54	14-17	.82	11	23	34	1.2	10	0	6	12	6	8	101	3.5
23	Pogue, Steve	12-0	95	7.9	13-30	.43	4-13	.30	8-9	.88	5	3	8	0.7	10	0	5	4	1	0	38	3.2
32	Veith, Mark	32-0	272	8.5	30-48	.62	7-11	.63	17-21	.81	13	17	30	0.9	50	0	9	18	4	8	84	2.6
20	Cain, Kevin	11-0	28	2.5	6-10	.60	2-5	.40	4-6	.66	0	1	1	0.1	2	0	1	1	1	3	18	1.6
04	DEARLOVE, Tim	7-0	26	3.7	1-3	.33	0-1	.00	6-6	1.000	1	5	6	0.9	2	0	1	3	0	1	8	1.1
21	Parks, Andrew	20-0	59	3.0	2-6	.33	0-0	.00	8-12	.66	6	20	26	1.3	15	1	3	5	3	5	12	0.6
11	Davenport, Doug	25-0	124	5.0	3-13	.23	3-10	.30	1-2	.50	0	5	5	0.2	9	0	7	12	0	5	10	0.4
Total.....		33	6624		938-1850	.50	252-621	.40	457-664	.68	324	774	109	33.3	580	11	573	445	99	225	258	78.3
Opponents.....		33	6626		781-1783	.43	233-690	.33	453-653	.69	319	705	102	31.0	630	-	387	499	86	231	224	68.1

TEAM STATISTICS	BU	OPP	Date	Opponent	Score	Att.
SCORING	2585	2248	11/25/08	at Hillsdale College	w 82-60	345
Points per game	78.3	68.1	11/28/08	vs Florida Southern	w 62-60	450
Scoring margin	+10.2	-	11/29/08	vs King College	w 63-85	350
FIELD GOALS-ATT	938-1850	781-1783	* 12/4/08	at Saint Joseph's	w 78-64	778
Field goal pct	.507	.438	* 12/06/08	at Indianapolis	w 86-71	420
3 POINT FG-ATT	252-621	233-690	12/13/08	CUMBERLANDS	w 59-77	1223
3-point FG pct	.406	.338	12/17/08	at Tusculum	w 81-62	102
3-pt FG made per game	7.6	7.1	12-19-08	at WV STATE U	w 82-78	335
FREE THROWS-ATT	457-664	453-653	12*20*08	vs Pfeiffer U	w 84-105	54
Free throw pct	.688	.694	12/29/08	vs West Liberty State	w 88-85	0
F-Throws made per game	13.8	13.7	12/30/08	at WJU-M	w 82-76	0
REBOUNDS	1098	1024	* 01/02/09	#17 NO. KENTUCKY	w 60-77	2600
Rebounds per game	33.3	31.0	* 01/08/09	#20 KY WESLEYAN	w 48-69	2120
Rebounding margin	+2.2	-	* 01/10/09	#8 SOUTHERN INDIANA	w 68-82	2600
ASSISTS	573	387	* 01-15-09	at Missouri-St. Louis	L 69-70	222
Assists per game	17.4	11.7	* 01/17/09	at Rockhurst	L 68-79	450
TURNOVERS	445	499	* 1/22/09	DRURY	w 64-84	1838
Turnovers per game	13.5	15.1	* 01/24/09	MISSOURI S&T	w 57-87	1608
Turnover margin	+1.6	-	* 01/31/09	at Lewis Flyers	L 72-75	683
Assist/turnover ratio	1.3	0.8	* 02/02/09	at Quincy University	L 68-74	898
STEALS	225	231	* 02/05/09	WISCONSIN-PARKSIDE	w 69-94	1024
Steals per game	6.8	7.0	* 02/07/09	ST. JOSEPH'S	w 83-91	846
BLOCKS	99	86	* 02/12/09	at Kentucky Wesleyan	L 67-75	2200
Blocks per game	3.0	2.6	* 02-14-09	at Wisconsin-Parkside	w 83-56	417
ATTENDANCE	17192	16143	* 02/19/09	LEWIS	w 71-77	1153
Home games-Avg/Game	10-1719	15-820	* 02/21/09	INDIANAPOLIS	w 68-89	2180
Neutral site-Avg/Game	-	8-480	* 2/26/09	at Northern Kentucky	w 76-68	1650
Score by Periods	1st	2nd	OT	Totals		
BELLARMINE	1228	1347	10	2585		
Opponents	1065	1170	13	2248		

* = Conference game

**2008-09
GLVC MEN'S BASKETBALL FINAL STANDINGS
(REGULAR SEASON)**

	PL.	TEAM	CONFERENCE			OVERALL		
			W	L	PCT.	W	L	PCT.
EAST	1.	Northern Kentucky	14	4	.778	21	6	.778
	2.	Bellarmine	13	5	.772	22	5	.731
	3.	Kentucky Wesleyan	11	7	.611	19	7	.731
	4.	Lewis	10	8	.556	16	11	.593
	5.	Saint Joseph's	8	10	.444	15	12	.556
	6.	Indianapolis	4	14	.222	9	18	.333
	7.	UW-Parkside	2	15	.167	7	20	.259
WEST	1.	Southern Indiana	14	3	.824	25	5	.833
	2.	Rockhurst	13	4	.765	18	9	.667
	3.	Quincy	8	9	.471	16	11	.593
	4.	Drury	6	11	.353	13	14	.481
	5.	Missouri-St. Louis	6	11	.353	14	13	.370
	6.	Missouri S&T	4	13	.235	9	17	.519

GLVC TOURNAMENT

- Mar. 6
 #1E Northern Kentucky 69
 #4W Saint Joseph's 80
 #2W Rockhurst 69
 #3E Kentucky Wesleyan 68
 #1W Southern Indiana 67
 #4E Lewis 61
 #2E Bellarmine 69
 #3W Quincy 45

- Mar. 7
 #1E Northern Kentucky 67
 #2W Rockhurst 62
 #2E Bellarmine 54
 #3W Southern Indiana 50

- Mar. 8
 #1E Northern Kentucky 69
 #2E Bellarmine 47

NCAA TOURNAMENT

First Round- Mar. 14

- #2 Bellarmine 76
 #7 Kentucky Wesleyan 65

- #3 Northern Kentucky 75
 #6 Lake Superior State 72 (2OT)

- #4 Southern Indiana 78
 #5 Rockhurst 72

Second Round-Mar. 15

- #1 Findlay 86
 #6 Southern Indiana 51

- #2 Bellarmine 92
 #6 Lake Superior State 83

Sweet Sixteen-Mar. 17

- #1 Findlay 89
 #2 Bellarmine 86 (OT)



The formation of the GLVC can be traced as far back as 1972 when the athletic directors of three member schools – Kentucky Wesleyan, Bellarmine and Indiana State University at Evansville (now the University of Southern Indiana) – began preliminary discussions about forming a basketball conference. Four years later, the University of Indianapolis and Saint Joseph's College expressed interest. On July 7, 1978, those schools – along with Ashland University – united to become the GLVC.

In 2009, the GLVC now stands 15 members strong with a 16th school – William Jewell set to join next year. The conference headquarters are located in downtown Indianapolis, one of the many Midwest major media markets in which the league maintains a presence. The GLVC has schools in Milwaukee/Northern Illinois (UW-Parkside), Chicago (Lewis), Indianapolis (Indianapolis), Cincinnati (Northern Kentucky), Louisville (Bellarmine), Evansville (Southern Indiana), Springfield, Mo. (Drury), Owensboro (Kentucky Wesleyan), Kansas City (Rockhurst) and St. Louis (Maryville, UM-St. Louis).

The conference sponsors 17 championships in baseball, basketball, cross country, golf, soccer, indoor and outdoor track and field, and tennis for men and basketball, cross country, softball, soccer, tennis, indoor and outdoor track and field, golf, and volleyball for women.

**2008-2009
GLVC ALL-CONFERENCE**

ALL-GLVC FIRST TEAM

- | | |
|--------------------|------------------|
| Brandon Dagens | Lewis |
| LaVontay Fenderson | UW-Parkside |
| Chartrael Hall | Bellarmine |
| Aaron Hill | Rockhurst |
| Jamar Smith | Southern Indiana |

ALL-GLVC SECOND TEAM

- | | |
|----------------|-------------------|
| Chris Ijames | Drury |
| Dustin Maguire | Northern Kentucky |
| Leslie Malone | Northern Kentucky |
| Anthony Pimble | Southern Indiana |
| T.J. Smith | Kentucky Wesleyan |

ALL-GLVC THIRD TEAM

- | | |
|------------------|-------------------|
| Billy Baptist | Quincy |
| Justin Brock | Quincy |
| Phillip Collins | St. Joseph's |
| Jason Genova | Lewis |
| Braydon Hobbs | Bellarmine |
| Brandon Mayse | St. Joseph's |
| Keith Radcliff | Indianapolis |
| Brandon Russ | Southern Indiana |
| Alden Smith | Rockhurst |
| DeAaron Williams | Northern Kentucky |

PLAYER OF THE YEAR

- Aaron Hill Rockhurst, Guard

FRESHMAN OF THE YEAR

- Braydon Hobbs Bellarmine, Guard

COACH OF THE YEAR

- Bill O'Connor Rockhurst

GLVC institutions have won 11 national championships in basketball. Kentucky Wesleyan leads all Division II institutions with eight men's basketball titles, while Southern Indiana won the men's crown in 1995. Northern Kentucky's women won the school's first-ever basketball national championship in 2000 and followed with a national title in 2008. In addition, SIU Edwardsville became the first GLVC school to win a national championship in softball in 2007.

In 2001, the league announced the creation of the GLVC Hall of Fame, with the first class being inducted in 2002. The GLVC annually presents the Richard F. Scharf Paragon Award to the top male and female student-athlete in the league, and the Bertram Award to a distinguished alum who both succeeded while a GLVC student-athlete and excelled in accomplishments after graduation.

The GLVC strives to adhere to the NCAA Division II Strategic Platform and has introduced several initiatives in recent years including the GLVC Sportsmanship Award which acknowledges the institution that exemplifies sportsmanship in the view of its peers.

The league continually maintains an effort to combine academic and athletic excellence and the hard work put forth by the student-athletes has been evident on the playing fields and in the classrooms.

UNIVERSITY OF LOUISVILLE

Location: Louisville, KY
 Affiliation: NCAA Division I
 Conference: Big East
 Enrollment: 19,743
 Nickname: Cardinals
 Game Date: Nov 4th, 2009
 Game Location: Louisville, KY
 Coach: Rick Pitino
 2008-2009 Record: 31-6
 uoflsports.com
 SID: Kenny Kline
 kenny.klein@louisville.edu
 Bellarmine vs. Louisville All Time: 0-15

KENTUCKY STATE UNIVERSITY

Location: Frankfort, KY
 Affiliation: NCAA D-II
 Conference: Southern Intercollegiate Athletic Conference
 Enrollment: 2,341
 Nickname: Thorobreds
 Game Date: November 7th, 2009
 Game Location: Knights Hall
 Coach: Clarence Moore
 2008-2009 record: 9-20
 www.kysu.edu/athletics
 SID: Ron Braden
 ron.braden@kysu.edu
 Bellarmine vs. KSU All-Time: 29-30

UNIVERSITY OF CINCINNATI

Location: Cincinnati, OH
 Affiliation: NCAA Division I
 Conference: Big East
 Enrollment: 49,807
 Nickname: Bearcats
 Game Date: Nov. 12, 2009
 Game Location: Cincinnati, OH
 Coach: Mick Cronin
 2008-2009 Record: 18-14
 http://www.gobearcats.com/
 SID: Mike Harris
 Michael.Harris@uc.edu
 Bellarmine vs. Cincinnati All Time: 0-2

SALEM INTERNATIONAL UNIVERSITY

Location: Salem, WV
 Affiliation: NCAA Division II
 Conference: West Virginia Intercollegiate Athletic Conference
 Enrollment: 750
 Nickname: Tigers
 Game Date: Nov. 15, 2009
 Game Location: Institute, WV
 Coach: Andrew Sorine
 2008-2009 Record:
 http://athletics.salemu.edu/
 BU vs. Salem International All Time: 0-0

HILLSDALE COLLEGE

Location: Hillsdale, Mich.
 Affiliation: NCAA II
 Conference: GLIAC
 Enrollment: 1,300
 Nickname: Chargers
 Game Date: November 16, 2009
 Game Location: Institute, WV
 Coach: John Tharp
 2008-09 Record: 16-11
 www.hillsdale.edu/athletics
 SID: Brad Monastiere
 517.607.3172
 brad.monastiere@hillsdale.edu
 Bellarmine vs. Hillsdale All-Time: 2-0

WAYNE STATE

Location: Detroit, MI
 Affiliation: NCAA Division II
 Conference: Great Lakes Intercollegiate Athletic Conference
 Enrollment: 31,786
 Nickname: Warrior
 Game Date: Nov 27th, 2009
 Game Location: Detroit, MI
 Coach: David Greer
 2008-2009 Record: 12-15
 http://wsuathletics.cstv.com/
 SID: Jeff Weiss
 jeff.weiss@wayne.edu
 Bellarmine vs. Wayne State All Time: 1-1

MICHIGAN TECHNOLOGICAL UNIVERSITY

Location: Houghton, MI
 Affiliation: NCAA Division II
 Conference: Great Lakes Intercollegiate Athletic Conference
 Enrollment: 7,132
 Nickname: Huskies
 Game Date: Nov 27th, 2009
 Game Location: Evansville, IN
 Coach: Kevin Luke
 2008-2009 Record: 14-15
 http://www.michigantechhuskies.com
 SID: Wes Frahm
 wfrahm@mtu.edu
 Bellarmine vs. Wayne State All Time: 0-0

UNIVERSITY OF MINNESOTA DULUTH

Location: Duluth, MN
 Affiliation: NCAA Division II
 Conference: Northern Sun Intercollegiate Conference
 Enrollment: 9,172
 Nickname: Bulldogs
 Game Date: Nov 28th, 2009
 Game Location: Evansville, IN
 Coach: Gary Holquist
 2008-2009 Record: 20-11
 http://www.umdbulldogs.com/index.php
 SID: Bob Nygaard
 bnygaard@d.umn.edu
 Bellarmine vs. Minnesota Duluth All Time: 0-1

UNIVERSITY OF SOUTHERN INDIANA

Location: Evansville, Ind.
 Affiliation: NCAA II
 Conference: Great Lakes Valley
 Enrollment: 13,500
 Nickname: Screaming Eagles
 Game Date: December 3, 2009
 Game Location: Evansville
 Game Date: February 20, 2010
 Game Location: Knights Hall
 Coach: Rodney Watson
 2008-09 Record: 27-7
 www.usi.edu/sports
 SID: Ray Simmons
 rsimmons@usi.edu
 Bellarmine vs. USI All-Time: 26-43

KENTUCKY WESLEYAN COLLEGE

Location: Owensboro, Ky.
 Affiliation: NCAA II
 Conference: Great Lakes Valley
 Enrollment: 755
 Nickname: Panthers
 Game Date: December 5, 2009
 Game Location: Owensboro, KY
 Game Date: February 18, 2010
 Game Location: Knights Hall
 Coach: Todd Lee
 2008-09 Record: 19-9
 www.kwc.edu/athindex.asp
 SID: Roy Pickerill
 pickerill@kwc.edu
 Bellarmine vs. KWC All-Time: 21-71

OHIO VALLEY UNIVERSITY

Location: Vienna, WV
 Affiliation: NCAA Division II
 Conference: West Virginia Intercollegiate Conference
 Enrollment: 512
 Nickname: Fighting Scots
 Game Date: Dec. 11th, 2009
 Game Location: Knights Hall
 Coach: Mike Snell
 2008-2009 Record: 5-23
 http://www.ovu.edu/site.cfm/athletics.cfm
 SID: Brianne Lodato
 Brianne.Lodato@ovu.edu
 Bellarmine vs. Ohio Valley All Time: 0-0

INDIANA UNIVERSITY-SOUTHEAST

Location: New Albany, IN
 Affiliation: NAIA II
 Conference: KIAC
 Enrollment: 6,241
 Nickname: Grenadiers
 Game Date: Dec. 2, 2009
 Game Location: Knights Hall
 Coach: Wiley Brown
 2008-09 Record: 24-8
 www.ius.edu/Athletics/
 SID: Joseph Glover
 joglover@indiana.edu
 Bellarmine vs. IUS All-Time: 18-3

UNIVERSITY OF THE CUMBERLANDS

Location: Williamsburg, Ky.
 Affiliation: NAIA I
 Conference: Mid-South
 Enrollment: 1,700
 Nickname: Patriots
 Game Date: December 19, 2009
 Game Location: Knights Hall
 Coach: Don Butcher
 2008-09 Record: 27-7
 www.ucumberland.edu/athletics
 SID: Jennifer Wake-Floyd
 jwake@ucumberland.edu
 Bellarmine vs. Cumberland All-Time: 2-0

TUSCULUM COLLEGE

Location: Greenville, Tenn.
 Affiliation: NCAA II
 Conference: South Atlantic
 Enrollment: 2,600
 Nickname: Pioneers
 Game Date: December 21, 2009
 Game Location: Knights Hall
 Coach: Jim Boone
 2008-09 Record: 20-11
www.tusculum.edu/athletics
 SID: Dom Donnelly
ddonnelly@tusculum.edu
 Bellarmine vs. Tusculum All-Time: 3-0

UNIVERSITY OF WISCONSIN-PARKSIDE

Location: Kenosha, Wis.
 Affiliation: NCAA II
 Conference: GLVC
 Enrollment: 5,500
 Nickname: Rangers
 Game Date: February 2, 2010
 Game Location: Knights Hall
 Coach: Luke Reigel
 2008-09 Record: 7-20
www.parksiderangers.com
 SID: Steve Kratochvil
kratochv@uwp.edu
 Bellarmine vs. UWP All-Time: 20-5

LEWIS UNIVERSITY

Location: Romeoville, Ill.
 Affiliation: NCAA II
 Conference: GLVC
 Enrollment: 4,500
 Nickname: Flyers
 Game Date: January 4, 2010
 Game Location: Knights Hall
 Coach: Scott Trost
 2008-09 Record: 26-12
www.lewisflyers.cstv.com
 SID: Matt Brendich
brendima@lewisu.edu
 Bellarmine vs. Lewis All-Time: 26-41

ROCKHURST UNIVERSITY

Location: Kansas City, Mo.
 Affiliation: NCAA II
 Conference: Great Lakes Valley
 Enrollment: 3,000
 Nickname: Hawks
 Game Date: January 7, 2010
 Game Location: Kansas City, Mo.
 Coach: Bill O'Connor
 2008-09 Record: 19-11
www.rockhurst.edu/ru_athletics
 SID: John Dodderidge
john.dodderidge@rockhurst.edu
 Bellarmine vs. Rockhurst All-Time: 2-3

DRURY UNIVERSITY

Location: Springfield, Mo.
 Affiliation: NCAA II
 Conference: Great Lakes Valley
 Enrollment: 1,650
 Nickname: Panthers
 Game Date: January 9, 2010
 Game Location: St. Louis
 Coach: Steve Hesser
 2008-09 Record: 13-14
www.drurypanthers.com
 SID: Scott Puryear
spuryear@drury.edu
 Bellarmine vs. Drury All-Time: 1-5

UNIVERSITY OF INDIANAPOLIS

Location: Indianapolis, Ind.
 Affiliation: NCAA II
 Conference: GLVC
 Enrollment: 4,729
 Nickname: Greyhounds
 Game Date: January 14, 2010
 Game Location: Knights Hall
 Game Date: February 15, 2010
 Game Location: Indianapolis, IN
 Coach: Stan Gouard
 2008-09 Record: 9-18
www.athletics.uindy.edu
 SID: Mitch Wigness
mwigness@uindy.edu
 Bellarmine vs. Indianapolis All-Time: 40-39

SAINT JOSEPH'S COLLEGE

Location: Rensselaer, Ind.
 Affiliation: NCAA II
 Conference: Great Lakes Valley
 Enrollment: 1,000
 Nickname: Pumas
 Game Date: January 16, 2010
 Game Location: Rensselaer, Ind.
 Game Date: February 7, 2009
 Game Location: Knights Hall
 Coach: Richard Davis
 2008-09 Record: 15-13
www.saintjoe.edu/athletics
 SID: Ken Badylak
kbadylak@saintjoe.edu
 Bellarmine vs. St. Joseph's All Time: 37-39

UNIVERSITY OF MISSOURI-ST. LOUIS

Location: St. Louis, Mo.
 Affiliation: NCAA II
 Conference: Great Lakes Valley
 Enrollment: 12,813
 Nickname: Tritons
 Game Date: January 18, 2010
 Game Location: St. Louis
 Coach: Chris Pilz
 2008-09 Record: 14-13
www.goumsltritons.com
 SID: Mary Ann Tierney
tierneym@umsl.edu
 Bellarmine vs. UMSL All-Time: 15-10

NORTHERN KENTUCKY UNIVERSITY

Location: Highland Heights, Ky.
 Affiliation: NCAA II
 Conference: Great Lakes Valley
 Enrollment: 14,000
 Nickname: Norse
 Game Date: January 23, 2010
 Game Location: Highland Heights, Ky.
 Game Date: February 11, 2010
 Game Location: Highland Heights, Ky.
 Coach: David Bezold
 2008-09 Record: 24-7
www.nku.edu/-athletics/
 SID: Don Owen
owend@nku.edu
 Bellarmine vs. NKU All-Time: 30-42

QUINCY UNIVERSITY

Location: Quincy, Ill.
 Affiliation: NCAA II
 Conference: Great Lakes Valley
 Enrollment: 1,200
 Nickname: Hawks
 Game Date: January 28, 2010
 Game Location: Quincy, Ill.
 Coach: Marty Bell
 2007-08 Record: 16-12
www.quincy.edu/Athletics
 SID: Brian Lovellette
lovelbr@quincy.edu
 Bellarmine vs. Quincy All-Time: 15-11

UNIVERSITY OF ILLINOIS-SPRINGFIELD

Location: Springfield, IL
 Affiliation: NCAA D-II
 Conference: Great Lakes Valley Conference
 Enrollment: 4,855
 Nickname: Prairie Stars
 Game Date: January 30th, 2009
 Game Location: Springfield, IL
 Coach: Kevin Gamble
 2008-2009 record: 21-9
goprairiestars.com
 SID: Scott Reed
sreed9@uis.edu
 Bellarmine vs. Illinois-Springfield All-Time: 0-0

UNIVERSITY OF MISSOURI S&T

Location: Rolla, Mo.
 Affiliation: NCAA II
 Conference: Great Lakes Valley
 Enrollment: 5,500
 Nickname: Miners
 Game Date: February 4, 2010
 Game Location: Knights Hall
 Coach: Jim Glash
 2008-09 Record: 9-17
www.sports.mst.edu
 SID: John Kean
jkean@umr.edu
 Bellarmine vs. Missouri-S&T All-Time: 6-1

MARYVILLE UNIVERSITY

Location: St. Louis, MO
 Affiliation: NCAA D-II
 Conference: Great Lakes Valley Conference
 Enrollment: 2,400
 Nickname: Saints
 Game Date: February 6th, 2009
 Game Location: Knights Hall
 Coach: Matt Rogers
 2008-2009 record: 15-11
<http://www.maryville.edu/athletics.htm>
 SID: KatieJo Kuhens
kkuhens@maryville.edu
 Bellarmine vs. Maryville All-Time: 0-0

PROGRAM RECORDS



MATT OTTE



BRUCE OLLIGES

INDIVIDUAL RECORDS

MOST POINTS IN A GAME

PL	NAME	PTS.	OPPONENT	DATE
1.	Matt Otte	43	Lewis	Feb. 10, 2007
	Rudy Montgomery	43	Marian	Jan. 27, 1960
3.	Floyd Smith	42	Transylvania	Jan. 15, 1976
4.	Reggie Burcy	41	Northern Kentucky	Mar. 2, 1989
	Mike Holmes	41	IUPUI-Fort Wayne	Feb. 27, 1988
6.	Tom Schurfranz	40	Ashland	Jan. 18, 1992
	Ron Belton	40	UW-Milwaukee	Feb. 26, 1969
	Joe Reibel	40	St. Joseph's	Feb. 23, 1959
	Rudy Montgomery	40	St. Joseph's	Dec. 5, 1958

MOST POINTS IN A SEASON

PL	NAME	SEASON	GMS.	FG.	FT.	PTS.	AVG.
1.	Floyd Smith	1976-77	28	267	167	701	25.0
2.	Tom Schurfranz	1990-91	30	245	131	621	20.5
3.	Tom Schurfranz	1991-92	28	241	128	610	21.8
4.	Buddy Cox	1981-82	29	247	106	600	20.7
5.	Steve Mercer	1995-96	27	226	144	598	22.1
6.	Reggie Burcy	1988-89	28	215	130	583	20.8
7.	Bruce Olliges	1980-81	26	222	129	563	21.7
8.	Buddy Cox	1983-84	24	232	90	554	23.1
9.	Ron Belton	1968-69	28	202	136	540	19.3
10.	Steve Mercer	1994-95	27	205	117	529	19.6

FREE THROW PERCENTAGE IN A SEASON (MIN. 2 FTA/GAME)

PL	NAME	SEASON	GMS.	FTM.	FTA.	AVG.
1.	Eric Wilson	1990-91	30	67	74	.905
2.	Justin Cornell	2002-03	28	66	73	.904
3.	Victor Pierson	2003-04	27	69	77	.896
4.	Chip Sivori	1996-97	25	48	55	.873
5.	Matt Otte	2005-06	28	61	70	.871
6.	Dewey Minton	1975-76	25	65	75	.867
7.	Clint Davis	1984-85	27	52	60	.866
8.	Josh Herbert	1997-98	27	64	74	.865
9.	Tim Roth	1986-87	26	44	51	.863
10.	Bill Duncan	1967-68	25	67	78	.858

FREE THROW PERCENTAGE IN A CAREER (MIN. 2 FTA/GAME)

PL	NAME	SEASONS	GMS.	FTM.	FTA.	AVG.
1.	Victor Pierson	2002-04	54	107	118	.906
2.	Eric Wilson	1989-91	57	123	146	.842
3.	Brad Bixler	1995-00	107	258	308	.830
4.	Brad Ayer	1999-03	108	276	335	.824
5.	Justin Cornell	2000-04	107	198	243	.815
6.	Brandy Monks	1987-91	115	419	519	.807
7.	Bruce Olliges	1977-81	104	335	416	.805
8.	Bill Duncan	1967-70	79	246	306	.804
9.	Floyd Smith	1974-77	103	412	513	.803
10.	Jeff Schneider	1982-84	46	157	196	.801

HIGHEST CAREER SCORING AVERAGE

PL	NAME	SEASON	GMS.	PTS.	AVG.
1.	Bruce Olliges	1977-81	72	1594	22.1
	Buddy Cox	1981-84	72	1594	22.1
3.	Rudy Montgomery	1955-60	89	1723	19.4
4.	Floyd Smith	1973-77	103	1932	18.8
5.	Al Stevenson	1955-59	71	1313	18.5
6.	Steve Mercer	1993-97	108	1969	18.2
7.	Tom Schurfranz	1987-92	112	1868	16.7
8.	Jim Hall	1972-76	97	1470	15.2
9.	Shannon Phillips	1991-95	104	1555	15.0
10.	Mike Holmes	1984-88	106	1581	14.9

*ACTIVE PLAYERS

BELLARMINE THOUSAND POINT CLUB

	NAME	YRS.	GMS.	PTS.	AVG.
1.	Steve Mercer	1993-97	108	1,969	18.2
2.	Floyd Smith	1973-77	103	1,932	18.8
3.	Tom Schurfranz	1987-92	112	1,868	16.7
4.	Rudy Montgomery	1955-60	89	1,723	19.4
5.	Clint Davis	1983-87	111	1,602	14.4
6.	Buddy Cox	1981-84	72	1,594	22.1
	Bruce Olliges	1977-81	72	1,594	22.1
8.	Mike Holmes	1984-88	106	1,581	14.9
9.	Jared McCurry	1998-02	109	1,565	14.4
10.	Shannon Phillips	1991-95	104	1,555	15.0
11.	Jim Hall	1972-76	97	1,470	15.2
12.	Brandy Monks	1987-91	115	1,436	12.5
13.	George Duncan	1970-74	98	1,411	14.4
14.	John Ellington	1988-92	106	1,358	12.8
15.	Al Stevenson	1955-59	71	1,313	18.5
16.	Brad Bixler	1995-00	107	1,246	11.6
17.	Chris Renfroe	1974-78	102	1,221	12.0
	Eugene Mosley	1960-64	102	1,221	12.0
19.	Dwight Moore	1975-79	105	1,218	11.6
20.	Bruce Johnson	2001-04	83	1,210	14.6
21.	Jack McLemore	1957-61	97	1,203	12.4
22.	John Parrott	1979-83	107	1,179	11.0
23.	Bobby Todd	1971-75	101	1,168	11.6
24.	Dave Kelly	1952-56	85	1,147	13.5
25.	Jim Crawford	1983-87	94	1,130	12.0
26.	Adam Etienne	1999-04	109	1,125	10.3
27.	Brad Ayer	1999-03	108	1,089	10.1
28.	Marvin Utley	1984-88	106	1,034	9.8
29.	Zach Miller	2000-04	104	1,003	9.6

MOST THREE POINTERS IN A SEASON

PL	NAME	SEASON	NUMBER
1.	Matt Gladieux	1997-98	81
2.	Frankie Moore	1995-96	74
3.	Eric Wilson	1989-90	73
4.	Brad Bixler	1996-97	70
5.	Matt Pait	2004-05	69
6.	Braydon Hobbs*	2008-09	66
7.	Justin Benedetti*	2008-09	65
8.	Eric Wilson	1990-91	64
9.	Brad Bixler	1999-00	62
	Brad Bixler	1997-98	62
10.	Matt Otte	2005-06	61
	Brad Bixler	1995-96	61
	Dave Naber	1994-95	61

MOST THREE POINTERS IN A CAREER

PL	NAME	SEASON	NUMBER
1.	Brad Bixler	1995-00	246
2.	Bruce Johnson	2001-04	158
3.	Jared McCurry	1998-02	137
	Eric Wilson	1989-91	137
5.	Brad Ayer	1999-03	131
6.	John Ellington	1988-92	126
7.	Zach Miller	2000-04	125
8.	Matt Otte	2004-07	119
9.	Dave Naber	1991-95	117
10.	Adam Brames	2004-08	116

MOST REBOUNDS IN A GAME

PL.	NAME	REB.	OPPONENT	DATE
1.	Rudy Montgomery	35	Villa Madonna	Feb. 1, 1959
2.	Mike Clark	29	Tennessee A & I	Feb. 23, 1966
3.	Mike Clark	27	Centre	Jan. 20, 1968
4.	Rudy Montgomery	26	St. Joseph's	Jan. 9, 1960
5.	Rudy Montgomery	23	Transylvania	Dec. 9, 1959
	Ron Belton	23	Corpus Christi	Jan. 13, 1969
	John Linnemann	23	Campbellsville	Dec. 1, 1970
8.	Tom Hugenberg	22	Georgetown	Feb. 27, 1964
	Jim Schurfanz	22	Ill. Teachers College	Feb. 12, 1966
	Mike Holmes	22	Southern Indiana	Feb. 18, 1988

MOST REBOUNDS IN A SEASON

PL.	NAME	SEASON	GMS.	REB.	AVG.
1.	Rudy Montgomery	1958-59	17	422	24.8
2.	Rudy Montgomery	1959-60	22	371	16.9
3.	Mike Holmes	1987-88	26	333	12.8
4.	Mike Holmes	1986-87	27	330	12.3
5.	Ron Belton	1968-69	28	329	11.8
6.	Rudy Montgomery	1957-58	26	312	12.0
7.	Jim Schurfranz	1966-67	25	302	12.1
8.	Mike Holmes	1985-86	27	299	11.1
9.	Tom Schurfranz	1990-91	30	288	9.6
10.	Tom Hugenberg	1962-63	27	282	10.4

MOST REBOUNDS IN A CAREER

PL.	NAME	SEASONS	GMS.	REB.	AVG.
1.	Rudy Montgomery	1956-60	89	1,345	15.1
2.	Mike Holmes	1984-88	106	1,134	10.7
3.	Jim Schurfranz	1964-67	69	735	10.7
4.	Tom Schurfranz	1987-92	112	903	8.1
5.	Steve Mercer	1993-97	108	873	8.1
6.	John Linneman	1967-71	89	829	9.3
7.	Chris Renfroe	1974-78	102	810	7.9
8.	Tom Hugenberg	1961-65	89	808	9.1
9.	George Duncan	1970-74	98	787	8.0
10.	Jim Hall	1972-76	97	768	7.9

MOST STEALS IN A GAME

PL.	NAME	STLS.	OPPONENT	DATE
1.	Jim Hall	8	--	1975
2.	Chip Sivori	6	St. Joseph's	Dec. 2, 1996
	Frank Moore	6	Marymount	Jan. 2, 1996
	Frank Moore	6	Bahamas	Dec. 31, 1995
	Shawn McGee	6	IUPUI-Ft. Wayne	Feb. 17, 1994
	Adam Brames	6	Indianapolis	Feb. 14, 2008

MOST STEALS IN A SEASON

PL.	NAME	SEASON	GMS.	STLS.	AVG.
1.	Matt Gladieux	1997-98	27	60	2.2
2.	Chartrael Hall	2008-09	33	58	1.7
3.	Frankie Moore	1995-96	27	57	2.1
4.	Braydon Hobbs*	2008-09	33	50	1.5
5.	Jared McCurry	1999-00	27	49	1.8
6.	John Ellington	1991-92	27	48	1.8
7.	Adam Brames	2007-08	28	46	1.6
8.	Frankie Moore	1996-97	27	45	1.7
9.	Chip Sivori	1994-95	27	44	1.6
10.	Steve Mercer	1993-94	27	42	1.6

MOST STEALS IN A CAREER

PL.	NAME	SEASONS	GMS.	STLS.	AVG.
1.	Steve Mercer	1993-97	108	154	1.4
2.	Jared McCurry	1999-02	109	147	1.3
3.	Shawn McGee	1992-97	108	120	1.1
4.	Chip Sivori	1993-97	97	118	1.2
	Brad Bixler	1995-00	107	118	1.1
6.	Eric Wahl	1995-99	108	105	1.0
7.	Adam Brames	2004-08	95	103	1.1
8.	Frankie Moore	1995-97	54	102	1.9
	Shannon Phillips	1991-95	104	102	1.0
10.	Brad Ayer	1999-03	108	92	0.9

MOST ASSISTS IN A GAME

PL.	NAME	AST.	OPPONENT	DATE
1.	Chartrael Hall	15	NKU	Feb. 26, 2009
2.	Brandy Monks	14	Ashland	Dec. 17, 1989
3.	Matt Miller	13	Delta State	Nov. 22, 2005
3.	Braydon Hobbs*	13	Drury	Jan. 22, 2009
5.	Matt Miller	11	Wayne State	Nov. 19, 2005
	Marcus Flynn	11	Kentucky Wesleyan	Feb. 3, 2005
	Tim Roth	11	Thomas More	Jan. 27, 1987
	Marin Utley	11	Kentucky State	Jan. 5, 1985
	Mike Purdy	11	Indianapolis	Mar. 3, 1984

MOST ASSISTS IN A SEASON

PL.	NAME	SEASON	GMS.	AST.	AVG.
1.	Brandy Monks	1988-89	30	188	6.3
2.	Chartrael Hall	2008-09	33	186	5.6
3.	Brandy Monks	1990-91	30	167	5.6
	Brandy Monks	1989-90	27	166	6.1
4.	Braydon Hobbs*	2008-09	33	137	4.1
5.	Jamie Jackson	2007-08	28	134	4.8
6.	John Ellington	1991-92	27	131	4.9
7.	Brandy Monks	1987-88	28	131	4.7
8.	Matt Miller	2005-06	28	128	4.6
9.	Marcus Flynn	2004-05	23	127	5.5
10.	John Ellington	1990-91	30	123	4.1

MOST ASSISTS IN A CAREER

PL.	NAME	SEASONS	GMS.	AST.	AVG.
1.	Brandy Monks	1987-91	115	652	5.7
2.	John Ellington	1988-92	106	442	4.2
3.	Brad Bixler	1995-00	107	401	3.7
4.	Zach Miller	2000-04	102	322	3.2
5.	Marvin Utley	1984-88	106	314	3.0
6.	Marcus Flynn	2004-07	78	307	3.7
7.	Chartrael Hall	2007-09	59	293	4.9
8.	Jared McCurry	1998-02	109	267	2.4
9.	Jamie Jackson	2004-08	100	237	2.4
10.	Brad Ayer	1999-03	108	217	2.0

MOST BLOCKED SHOTS IN A GAME

PL.	NAME	BLKS.	OPPONENT	DATE
1.	Tom Schurfranz	10	--	1991
2.	Caleb Halcomb	8	Winston Salem	Nov. 22, 2003
3.	Caleb Halcomb	7	UW-Parkside	Feb. 19, 2004
4.	Caleb Halcomb	6	Kentucky Wesleyan	Feb. 5, 2004
	Caleb Halcomb	6	Lewis	Jan. 22, 2004
	Caleb Halcomb	6	St. Joseph's	Jan. 2, 2004

MOST BLOCKED SHOTS IN A SEASON

PL.	NAME	SEASON	GMS.	BLK.	AVG.
1.	Caleb Holcomb	2003-04	27	94	3.5
2.	Tom Schurfranz	1991-92	28	67	2.4
3.	Steve Mercer	1995-96	27	46	1.7
4.	Steve Mercer	1994-95	27	44	1.6
5.	Steve Mercer	1996-97	27	42	1.6
6.	Steve Mercer	1993-94	27	31	1.1
	Andy Swan	1998-99	27	31	0.8
8.	Montonio Blake	2005-06	28	26	0.9
9.	Jamie Jackson	2007-08	28	25	0.9
10.	Oladapo Fagbenle*	2008-09	32	25	0.7

MOST BLOCKED SHOTS IN A CAREER

PL.	NAME	SEASON	GMS.	BLK.	AVG.
1.	Steve Mercer	1993-97	108	163	1.5
2.	Caleb Holcomb	2003-04	27	94	3.5
3.	Tom Schurfranz	1987-92	28	67	2.4
4.	Matt DeMasters	2004-07	77	42	0.5
5.	Oloyede Olumide	1999-02	50	36	0.8
	Jamie Jackson	2004-08	100	36	0.4
7.	Montonio Blake	2004-06	55	35	0.6
8.	Andy Swan	1998-00	55	34	0.6
9.	Adam Etienne	1999-04	81	32	0.3
10.	Shawn McGee	1992-97	108	28	0.3

* ACTIVE PLAYER



RUDY MONTGOMERY



JARED MCCURRY

PROGRAM RECORDS



CLINT DAVIS



CALEB HOLCOMB

MOST FIELD GOALS MADE

GAME	1959	18	Joe Reibel vs. St. Joseph's
SEASON	1977-78	267	Floyd Smith
CAREER	1993-97	760	Steve Mercer

MOST FIELD GOAL ATTEMPTS

GAME	1977	26	Floyd Smith vs. Campbellsville
SEASON	1976-77	532	Floyd Smith
CAREER	1972-77	1,610	Floyd Smith

HIGHEST FIELD GOAL PERCENTAGE

GAME	1994	1.00 (9-9)	Shawn McGee vs. Ashland
SEASON	1990-91	.723	Tom Schurfranz
CAREER	1987-92	.702	Tom Schurfranz

MOST FREE THROWS MADE

GAME	1977	20	Floyd Smith vs. Transylvania
SEASON	1956-57	193	Al Stevenson
CAREER	1956-60	457	Rudy Montgomery

MOST FREE THROW ATTEMPTS

GAME	1977	21	Floyd Smith vs. Transylvania
SEASON	1959-60	233	Rudy Montgomery
CAREER	1956-60	744	Rudy Montgomery

HIGHEST FREE THROW PERCENTAGE

GAME	2003	1.000 (17-17)	Brad Ayer vs. St. Joseph's
SEASON	1990-91	.905 (67-74)	Eric Wilson
CAREER	2002-04	.906 (107-118)	Victor Pierson

MOST THREE POINT FIELD GOALS MADE

GAME	2007	9	Matt Otte vs. Lewis
------	------	---	---------------------

HIGHEST THREE POINT PERCENTAGE

GAME	1994	.833 (5-6)**	Brad Bixler vs. St. Joseph's
	2008	.833 (5-6)**	Adam Brames vs. NKU
SEASON	2000-01	.506 (43-85)	Jared McCurry
CAREER	2003-07	.412 (119-289)	Matt Otte

**MIN 6 ATTEMPTS

TEAM RECORDS

MOST POINTS

GAME	130	Ashland - 1993-94
SEASON	2,675	1990-91 (TOTAL POINTS)
SEASON	89.2	1990-91 (AVERAGE)

MOST COMBINED POINTS IN A GAME

GAME	253	Bellarmino 130 def. Ashland 123 - 1993-94
------	-----	---

LARGEST WINNING MARGIN

GAME	61	Puerto Rico Humacao - 2000-01
	61	Temple Baptist 2004-05

MOST FIELD GOALS

GAME	58	Centre - 1967-68
SEASON	967	1990-91

MOST FIELD GOAL ATTEMPTS

GAME	110	Centre - 1967-68
SEASON	2,418	1990-91

HIGHEST FIELD GOAL PERCENTAGE

GAME	.717 (38-53)	SIU-Edwardsville - 2003-04
SEASON	.545 (851-1,561)	1980-81

MOST FREE THROWS

GAME	51	Ashland - 1993-94
SEASON	567	1990-91

MOST FREE TH ROW ATTEMPTS

GAME	69	Ashland - 1993-94
SEASON	732	1990-91

HIGHEST FREE THROW PERCENTAGE

GAME	1.00 (14-14)	1991-92
SEASON	.775 (567-732)	1990-91

MOST THREE POINTERS MADE

GAME	15	5 times, most recent Lewis - 2006-07
SEASON	266	1995-96

MOST THREE POINTERS ATTEMPTED

GAME	41	Kentucky State - 1995-96
SEASON	697	1995-96

HIGHEST THREE POINT PERCENTAGE

GAME	.733 (14-19)	UW-Parkside - 1998-99
SEASON	.424 (136-321)	1989-90

MOST REBOUNDS

GAME	95	Illinois Teachers College - 1965-66
SEASON	1,407	1969-70

MOST ASSISTS

GAME	31	SIU-Edwardsville - 2003-04
SEASON	579	1986-87

MOST WINS

SEASON	26	2008-2009
--------	----	-----------

MOST GAMES PLAYED

SEASON	33	2008-09
--------	----	---------

BEST WINNING PERCENTAGE

SEASON	.800 (24-6)	1990-91
--------	-------------	---------



TOM SCHURFRANZ



FLOYD SMITH

NCAA TOURNAMENT APPEARANCES

2009

- RD 1* Bellarmine def. Ky. Wes. 76-65
- RD 2* Bellarmine def. Lake Superior 92-83
- RD 3* Findlay def. Bellarmine 89-86 (OT)

1991

- RD 1* Grand Valley State 78 def. Bellarmine 72
- Bellarmine 94 def. Western Missouri 83*

1989

- RD 1* Bellarmine 108 def. Ferris State 92
- RD 2* Kentucky Wesleyan 84 def. Bellarmine 77

1984

- RD 1* Lewis 93 def. Bellarmine 61
- Bellarmine 81 def. Cal-State Bakersfield 71*

1982

- RD 1* Central State 63 def. Bellarmine 61
- Wright State 87 def. Bellarmine 86*

1977

- RD 1* Eastern Illinois 87 def. Bellarmine 72
- Youngstown State 81 def. Bellarmine 79 *

1970

- RD 1* Tennessee State 84 def. Bellarmine 77
- Bellarmine 115 def. Transylvania 72*

1969

- RD 1* Alcorn A&M 76 def. Bellarmine 75
- Transylvania 65 def. Bellarmine 64*

1965

- RD 1* Bellarmine 91 def. Norfolk State 74
- RD 2* Evansville 81 def. Bellarmine 74

1963

- RD 1* Oglethorpe 57 def. Bellarmine 49
- Bellarmine 96 def. Austin Peay 86*

**REGIONAL CONSOLATION GAME*

NCAA DIVISION II ALL-AMERICA SELECTIONS

1996	Steve Mercer	Honorable Mention CoSIDA
1992	Tom Schurfranz	First Team NABC
1983	Buddy Cox	Third Team NABC
1977	Floyd Smith	Third Team NABC

GLVC PLAYER OF THE YEAR

1992	Tom Schurfranz
1988	Mike Holmes

GLVC FRESHMAN OF THE YEAR

2009	Braydon Hobbs
------	---------------

GLVC ALL-CONFERENCE SELECTIONS

2009	Chartrael Hall	First Team
	Braydon Hobbs	Third Team
2008	Dzaflo Larkai	Second Team
	Adam Brames	Third Team
2006	Matt Miller	Honorable Mention
2005	Marcus Flynn	Honorable Mention
	Matt Pait	Honorable Mention
2002	Jared McCurry	Second Team
2001	Jared McCurry	Second Team
2000	Jared McCurry	Second Team
1998	Matt Gladieux	Second Team
	Brad Bixler	Honorable Mention
1997	Steve Mercer	Second Team
1996	Steve Mercer	Second Team
1995	Steve Mercer	First Team
	Shannon Phillips	Second Team
1994	Shannon Phillips	Second Team
	Steve Mercer	Honorable Mention
1993	Shannon Phillips	Honorable Mention
1992	Tom Schurfranz	First Team
	John Ellington	Honorable Mention
	John Hartlage	Honorable Mention
1991	Tom Schurfranz	First Team
	Brandy Monks	Second Team
	John Ellington	Honorable Mention
1990	Brandy Monks	Second Team
	Brian Fichter	Honorable Mention
1989	Reggie Burcy	First Team
	Tom Schurfranz	Second Team
1988	Mike Holmes	First Team
1987	Mike Holmes	Second Team
	Clint Davis	Second Team
1986	Mike Holmes	Second Team
1985	Clint Davis	Honorable Mention
1984	Clint Davis	Honorable Mention
1982	Buddy Cox	First Team

ACADEMIC ALL-AMERICA SELECTIONS

2003	Brad Ayer	Honorable Mention - CoSIDA
2001	Ronald Brooks	Third Team - Verizon
1992	Tom Schurfranz	Third Team - GTE

NCAA POST-GRADUATE SCHOLARSHIPS RECIPIENTS

2001	Ronald Brooks
1992	Tom Schurfranz

GLVC ACADEMIC ALL-CONFERENCE SELECTIONS

2009	Doug Davenport, Braydon Hobbs, Andrew Parks, Luke Sprague
2008	Doug Davenport, Dzaflo Larkai, Andrew Parks, Tim Dearlove
2007	Doug Davenport, Matt DeMasters, Marcus Flynn, Dzaflo Larkai, Andrew Parks, Ryan Tiesi
2006	Marcus Flynn, Matt Miller, Andrew Parks, Kyle Thraser
2005	Marcus Flynn, Kyle Thrasher
2004	Torey Meagher
2003	Brad Ayer, Justin Cornell
2002	Brad Ayer, Phillip Hobbs, Oloyede Olumide
2001	Ron Brooks, Justin Cornell, Oloyede Olumide
2000	Brad Bixler, Ron Brooks, Andy Swan, Jeffery Thomas
1999	Ron Brooks, Amit Shaham, Landon Swan, Andy Swan, Jeffrey Thomas, Eric Wahl
1998	Brad Bixler, Ron Brooks, Brian Culhane, Matt Gladieux, Amit Shaham
1997	Steve Mercer, Amit Shaham, Chip Sivori
1996	Steve Mercer, Amit Shaham
1995	Steve Mercer, Dave Naber
1994	Kevin Eilers, Robert Keeling, Dave Naber
1993	Robert Keeling, David Kirby, David Naber
1992	Steve Bringard, Bobby Keeling, Tom Schurfranz
1991	Tom Schurfranz
1990	Ernest Marshall

ALL-TIME SERIES RECORDS



ALL-TIME COACHING RECORD

YEARS	COACH	RECORD	PCT.	GLVC	PCT.
1950-52	Norb Raque	12-19	.387		
1952-55	Eddie Weber	31-35	.470		
1955-57	Paulie Miller	19-24	.442		
1957-59	Gene Kenney	23-27	.460		
1959-66	Alex Groza	91-77	.542		
1966-71	Jim Spalding	71-60	.542		
1971-94	Joe Reibel	346-277	.555	117-116	.502
1994-98	Bob Valvano	55-54	.505	23-53	.303
1998-02	Charlie Just	50-59	.459	37-45	.451
2002-05	Chris Pullem	28-54	.341	15-44	.341
2005-	Scott Davenport	69-47	.595	43-32	.573

ALL-TIME SERIES RECORDS

Akron	2-3	Houston Baptist	0-1	Parsons	1-0
Alabama State	1-0	Illinois State	2-1	Patten	1-0
Alabama-Huntsville	1-2	Incarnate Word	1-0	Pikeville	10-6
Alcorn A&M	1-2	Indiana	0-1	Prarie View	1-0
American Christian	1-1	Indiana State	2-4	Presbyterian	0-1
Anderson	1-1	Indianapolis	38-39	Puerto Rico-Humacao	1-0
Arkansas-Pine Bluff	1-0	IUPUI-Ft. Wayne	19-14	Purdue-Calumet	2-0
Asbury	1-0	IUPUI-Indianapolis	8-4	Quantico Marines	1-0
Ashland	19-20	IU-Southeast	18-3	Queens	1-0
Assumption	0-1	Jamaco Saints	0-1	Quincy	14-10
Augusta	1-0	John Carroll	0-1	Rockhurst	2-2
Augusta State	1-0	Kentucky Crusaders	1-0	USC-Upstate	1-0
Austin Peay	6-11	Kentucky Southern	1-0	Sacred Heart	1-0
Bahamas	1-0	Kentucky State	29-30	Saginaw State	0-1
Baldwin-Wallace	1-0	Kentucky Wesleyan	20-70	Savannah State	1-0
Belmont	1-1	Knoxville	3-0	Schreiner	1-0
Berea	21-9	Lake Superior State	0-1	Shaw	0-1
Bethany	1-0	Latvia National Team	1-0	SIU-Edwardsville	18-15
Bethel	3-1	Lewis	25-40	South Dakota State	0-1
Biscayne	1-0	Limestone	0-1	Southern Indiana	24-43
Bluefield State	1-0	Lincoln Memorial	7-1	Southwest Minn. St.	1-0
Bryant	0-1	Lindsey-Wilson	3-2	Spalding	6-1
California (Pa.)	1-0	Lipscomb	5-1	St. Andrews	1-0
Cal. St. Bakersfield	1-0	Longwood	1-0	St. Benedict's	1-0
Campbellsville	15-10	Louisville Bible	1-0	St. Bonaventure	0-1
Capital	2-2	Louisville Municipal	1-0	St. Edwards	1-1
Centenary	1-0	Louisville	0-15	St. Francis (Ind.)	1-0
Central Mo. State	1-0	Loyola (Md.)	1-0	St. Francis (Pa.)	1-1
Central State	3-5	Mackin Cadets	0-1	St. Joseph's	36-39
Centre	26-8	Malone	1-0	St. Joseph's (Pa.)	0-3
Chase	0-2	Marian	17-0	St. Kilda, Australia	1-0
Christian Brothers	4-3	Marymount	1-0	St. Leo	1-1
Cincinnati	0-2	McMurry	0-1	St. Mary's	3-1
Cincinnati Clermont	1-0	Mercyhurst	1-2	St. Vincent	0-1
Club Cuero	0-1	Mexico Olympics	0-1	Steubenville	3-5
Corpus Christi	1-0	Miami (Ohio)	0-1	Tampa	1-0
Creighton	1-0	Midamerican Nazarene	1-0	Taylor	2-0
Cumberlands	2-0	Mid-Continent	1-0	Temple Baptist	2-0
Dalhousie	1-0	Middle Tennessee St.	2-4	Tenn.-Chattanooga	0-1
Davis-Elkins	1-0	Midwestern State	0-1	Tennessee State	1-8
Delta State	2-3	Milligan	1-0	Texas Wesleyan	1-0
Denison	1-0	Minnesota-Duluth	0-1	Thomas More	27-8
DePaul	0-3	Mississippi College	1-0	Tiffin	0-1
DePauw	1-3	Missouri Baptist	1-0	Transylvania	43-40
Detroit	0-1	Missouri State	0-1	Troy State	1-1
Drury	1-5	Missouri Western	1-0	Tusculum	2-0
Dubuque	1-0	Missouri-S&T	5-1	Union	28-12
Earlham	1-0	Missouri-St. Louis	15-9	Villa Madonna	17-17
Eastern Illinois	2-3	Morehead State	0-7	Vincennes	4-0
Eastern Kentucky	0-3	Mount Marty	1-0	Wabash	1-1
Erskine	1-0	Nebraska Wesleyan	1-0	Walsh	1-0
Evansville	0-2	New Albany Dairymen	1-0	Wayne State	1-1
Fayetteville State	1-0	Niagara	0-1	West Virginia State	1-0
Ferris State	1-0	Norfolk State	1-0	West Virginia Tech	1-1
Findlay	0-1	Northeast Missouri	0-1	Western Carolina	0-1
Fisk	1-1	Northern Kentucky	29-41	Western Illinois	1-0
Fort Knox	0-5	Northwest Mo. State	0-1	Western Washington	0-1
Franklin	3-5	Northwood	5-1	Wilberforce	1-0
Gannon	5-4	Notre Dame	0-2	Winston Salem	0-1
Georgetown	18-38	Oakland City	11-2	Wisconsin-Milwaukee	0-1
Glenville State	1-0	Oglethorpe	1-1	Wisconsin-Parkside	18-5
Grace College	2-0	Ohio Dominican	2-0	Wisconsin-Platteville	0-1
Grand Valley State	0-1	Ohio University	0-1	Wittenberg	0-2
Hanover	5-1	Ohio Wesleyan	1-0	Wright State	6-13
Henderson State	1-0	Oklahoma Baptist	0-1	Xavier	0-10
Hillsdale	2-0	Old Westbury	1-0	Youngstown State	5-4
Holy Family	1-0	Olivet Nazarene	1-0		
Holy Name	1-0	Oral Roberts	0-2		

1950-1951 (2-12)

<i>OPPONENT</i>	<i>RESULT</i>
St. Mary's	L 79-66
@Villa Madonna	L 87-36
Club Cuero	L 74-47
@Lou. Municipal	W 69-36
Campbellsville	L 95-58
Campbellsville	L 75-39
@Georgetown	L 59-47
Georgetown	L 74-51
Louisville Bible College	W 64-51
Villa Madonna	L 86-61
Fort Knox	L 73-40
Fort Knox	L 81-46
Mackin Cadets	L 65-44
Xavier	L 61-27

1951-1952 (5-17)

<i>OPPONENT</i>	<i>RESULT</i>
Campbellsville	L 93-60
Lindsey-Wilson	W 63-54
Chase	L 84-68
Kentucky State	L 83-47
@Campbellsville	L 82-64
@Centre	L 81-54
@Georgetown	W 61-57
@Fort Knox	L 100-41
@Berea	L 76-58
St. Mary's	W 53-50
Georgetown	L 72-70
@Chase	L 80-59
@Xavier	L 60-58
Centre	W 80-77
@Lindsey-Wilson	L 90-74
Transylvania	W 66-59
@Transylvania	L 57-55
@Louisville	L 75-60
Berea	L 69-56
Louisville	L 85-57
Fort Knox	L 74-53
@Kentucky State	L 61-44

1952-1953 (9-13)

<i>OPPONENT</i>	<i>RESULT</i>
Campbellsville	W 84-78
@Union	L 78-67
Kentucky State	W 91-81
@Berea	L 85-70
@Georgetown	L 84-56
Union	L 79-76
@Lindsey-Wilson	L 79-72
@Centre	L 65-61
St. Mary's	W 108-76
@Vincennes J.C.	W 105-93
Transylvania	W 94-50
@Ky. Wesleyan	L 102-81
Centre	L 72-65
Lindsey-Wilson	W 79-72
Georgetown	W 65-64
Berea	L 95-88
@Kentucky State	L 85-78
@Transylvania	W 78-76
Vincennes J.C.	W 92-74
@Campbellsville	L 85-67
Ky. Wesleyan	L 87-80
@Ky. Wesleyan	L 81-75

1953-1954 (14-8)

<i>OPPONENT</i>	<i>RESULT</i>
Vincennes J.C.	W 70-55
Hanover	L 82-57
Kentucky State	W 70-65
Transylvania	W 92-85
Union	W 92-91
Georgetown	W 72-70
Centre	W 75-63
St. Mary's	W 96-53
Vincennes J.C.	W 79-68
Franklin	W 89-76
Centre	W 84-68
Transylvania	W 99-88
Berea	W 71-50
Franklin	L 78-59
St. Joseph's	L 78-76
Georgetown	L 91-78
Berea	L 75-65
Ky. Wesleyan	L 79-71
Kentucky State	L 63-61
Union	W 80-75

Transylvania	W 78-77
Georgetown	L 76-59

1954-1955 (8-14)

<i>OPPONENT</i>	<i>RESULT</i>
Franklin	W 90-60
Kentucky State	L 63-61
St. Joseph's	L 87-67
Georgetown	L 97-84
Centre	L 73-67
Hanover	W 76-69
Berea	L 73-62
Ky. Wesleyan	L 88-83
Centre	W 67-58
Union	W 98-88
Transylvania	L 78-73
Franklin	L 89-79
Villa Madonna	W 87-72
New Albany Dairymen	W 72-66
Georgetown	L 80-64
Villa Madonna	L 86-76
Ky. Wesleyan	L 91-60
Transylvania	W 84-77
Berea	W 73-69
Union	L 91-84
Morehead State	L 107-80
Ky. Wesleyan	L 85-77

1955-1956 (6-14)

<i>OPPONENT</i>	<i>RESULT</i>
Marian	W 102-47
@St. Joseph's	L 87-83
Georgetown	L 63-56
@Villa Madonna	L 74-67
@Indianapolis	L 95-86
Berea	W 70-57
@Transylvania	L 79-69
Centre	W 69-53
@Hanover	W 70-66
Union	L 84-81
@Georgetown	L 70-57
@Fort Knox	L 99-71
Morehead State	L 103-81
Kentucky State	W 86-77
@Centre	W 86-73
Transylvania	L 56-49
@Union	L 94-91
@Berea	L 87-82
Villa Madonna	L 87-78
Georgetown	L 62-60

1956-1957 (13-11)

<i>OPPONENT</i>	<i>RESULT</i>
Marian	W 92-65
@Transylvania	W 78-74
Berea	W 94-72
@Xavier	L 73-58
Centre	W 87-79
@Morehead State	L 95-72
St. Joseph's	W 70-68
@Villa Madonna	L 92-76
Hanover	W 93-75
@Georgetown	L 85-79
Transylvania	L 89-75
@Pikeville	W 91-80
@Union	W 91-76
Georgetown	L 87-81
@Indianapolis	L 79-77
Loyola, Md.	N W 74-61
Kentucky State	L 80-77
@Berea	W 77-74
Villa Madonna	L 72-69
Evansville/N	L 92-76
Union	W 98-87
@Centre	W 86-69
Villa Madonna	N W 95-51
Georgetown	N L 95-81

1957-1958 (17-9)

<i>OPPONENT</i>	<i>RESULT</i>
Transylvania	W 87-64
@Ky. Wesleyan	W 80-78
@Xavier	L 74-58
Morehead State	L 81-71
Villa Madonna	W 95-82
St. Joseph's	W 64-63
Wabash	W 74-68
Baldwin-Wallace	N W 98-67
Capital University	N W 69-60

@Indiana State	L 83-70
Berea	W 89-71
Pikeville	W 107-93
Centre	W 80-75
Union	W 82-80
Georgetown	L 77-75
@Transylvania	L 73-64
@Marian	W 87-68
Kentucky State	W 72-70
@Berea	W 85-72
@St. Joseph's	W 82-74
@Villa Madonna	L 111-83
@Georgetown	L 112-80
@Wabash	L 62-55
@Centre	W 76-60
Berea	N W 63-50
Transylvania	N L 56-54

1958-1959 (6-18)

<i>OPPONENT</i>	<i>RESULT</i>
@Marian	W 74-68
@Notre Dame	L 91-60
@St. Joseph's	L 90-71
Transylvania	L 75-69
@Centre	L 77-64
@Eastern Kentucky	L 80-73
@Indiana State	L 78-77
Indianapolis	N L 76-71
@Pikeville	L 107-91
@Morehead State	L 67-64
Berea	L 79-78
Ky. Wesleyan	L 101-79
@Georgetown	L 103-99
Pikeville	L 91-76
@Transylvania	W 73-68
@Union	L 74-63
Villa Madonna	W 78-67
Georgetown	L 106-79
@Villa Madonna	W 69-64
@Berea	L 94-60
Kentucky State	W 71-67
Centre	L 101-77
St. Joseph's	W 121-108
Union	N L 79-71

1959-1960 (7-15)

<i>OPPONENT</i>	<i>RESULT</i>
Pikeville	W 74-73
Capital University	W 75-74
@Union	L 93-80
@Xavier	L 85-60
Transylvania	L 78-75
@Kentucky State	L 72-55
@Villa Madonna	L 91-76
Tennessee State	L 111-60
Georgetown	L 84-55
@Ky. Wesleyan	L 103-83
Berea	W 76-63
@St. Joseph's	L 105-92
@Georgetown	W 67-66
Union	W 85-73
@Marian	W 97-84
@Pikeville	L 83-61
@Transylvania	L 102-85
Villa Madonna	L 88-75
Georgetown	L 84-70
@Berea	W 100-84
St. Joseph's	L 98-89
Georgetown	N L 76-62

1960-1961 (11-17)

<i>OPPONENT</i>	<i>RESULT</i>
@Campbellsville	L 81-72
@Capital University	L 69-53
@Xavier	L 106-69
Louisville	W 79-52
@Transylvania	L 72-52
@St. Joseph's	L 73-70
@Tennessee State	L 89-54
Fisk	N W 61-57
Marian	W 86-61
Earlham	N W 71-63
Indianapolis	L 64-59
Ky. Wesleyan	L 101-78
@Berea	W 56-50
Villa Madonna	L 91-65
Georgetown	L 80-68
Union	W 62-56
Campbellsville	W 74-71
Pikeville	L 98-78

@Villa Madonna	L 81-61
Transylvania	L 79-60
@Georgetown	L 85-75
Berea	W 69-65
@Pikeville	L 95-58
@Union	W 66-57
@Centre	W 74-62
St. Joseph's	W 66-63
Transylvania	W 70-62
Villa Madonna	L 69-62

1961-1962 (11-11)

<i>OPPONENT</i>	<i>RESULT</i>
Campbellsville	W 76-75
@Notre Dame	L 71-52
@Xavier	L 93-51
@Union	W 89-76
@St. Bonaventure	L 89-58
@Niagara	L 78-63
@Villa Madonna	W 79-73
@Marian	W 62-58
@Ky. Wesleyan	L 105-77
Berea	W 75-60
@Georgetown	L 88-69
@Transylvania	L 77-68
Pikeville	W 73-66
Transylvania	W 74-69
@Pikeville	L 62-61
Georgetown	L 86-75
Villa Madonna	W 82-64
Union	W 93-82
@Berea	W 82-56
St. Joseph's	W 88-72
Centre	W 85-70
Villa Madonna	N L 63-62

1962-1963 (17-5)

<i>OPPONENT</i>	<i>RESULT</i>
@St. Joseph's	L 74-71
Centre	W 76-61
Transylvania	W 74-55
Berea	W 96-65
@Villa Madonna	W 89-82
Prairie View	N W 59-47
@Quincy	W 76-71
Western Illinois	N W 62-60
@Georgetown	W 70-62
Ky. Wesleyan	W 69-62
Union	W 92-68
@Transylvania	L 73-49
Georgetown	W 92-80
@Louisville	L 76-60
@Xavier	L 73-56
@Pikeville	W 60-56
Villa Madonna	L 67-61
@Union	W 71-56
Pikeville	W 71-70
@Centre	W 68-49
@Berea	W 76-53
Marian	W 84-71

1963-1964 (17-13)

<i>OPPONENT</i>	<i>RESULT</i>
Union	N W 73-63
Villa Madonna	N W 75-73
Transylvania	N W 66-57
Oglethorpe	L 57-49
Austin Peay	W 96-86
@Centre	L 63-59
@Union	L 59-52
Pikeville	W 83-68
Indianapolis	L 96-89
Rockhurst	N L 68-66
Minn.-Duluth	N L 74-71
Austin Peay	N W 83-79
@Pikeville	W 70-62
@Berea	W 90-78
Lipscomb	W 56-55
Georgetown	W 78-76
Transylvania	W 76-70
@Villa Madonna	W 77-69
@Transylvania	W 69-66
@Hanover	W 65-52
@Louisville	L 78-70
@Indianapolis	L 103-87
@Georgetown	L 91-78
Union	L 69-66
Centre	W 104-94
Villa Madonna	L 72-64
@Marian	W 76-72

@Ky. Wesleyan	L 86-70
Berea	W 85-69
@Georgetown	L 70-58

1964-1965 (15-8)

<i>OPPONENT</i>	<i>RESULT</i>
Berea	W 96-73
Centre	W 105-75
Indianapolis	W 94-85
@Transylvania	W 64-49
@Christian Bros.	L 70-69
Denison	N W 73-55
@Oglethorpe	W 65-64
Louisville	L 88-71
@Lewis	L 94-79
St. Francis, Pa.	W 95-85
@Transylvania	L 60-52
Hanover	W 78-62
@St. Francis, Pa.	L 68-66
@Indianapolis	W 78-67
@Centre	W 82-67
@Villa Madonna	W 65-62
Steubenville	L 69-61
Villa Madonna	W 71-64
Marian	W 96-73
@Berea	W 63-57
Ky. Wesleyan	L 73-72
Norfolk State	N W 91-74
Evansville	N L 81-74

1965-1966 (13-8)

<i>OPPONENT</i>	<i>RESULT</i>
@Indianapolis	W 65-62
Oakland City	W 99-58
@St. Joseph's, Pa.	L 98-68
@Louisville	L 82-52
@South Dakota St.	L 68-66
@Creighton	W 81-78
@Villa Madonna	W 90-82
Transylvania	W 75-62
Marian	W 95-66
@Tennessee State	L 73-71
Christian Bros.	W 75-60
Lewis	L 84-83
Centre	W 102-70
@Transylvania	W 72-71
Illinois State	W 94-55
Villa Madonna	W 68-66
@Gannon	L 83-65
@Steubenville	L 82-72
@Centre	W 93-77
Tennessee State	W 75-66
@Ky. Wesleyan	L 69-56

ALL-TIME RESULTS

Northwood	W 95-70
@DePaul	L 75-62
@Lewis	L 64-62
@Gannon	L 77-64
@Akron	W 52-46
Bethany	W 89-75
Villa Madonna	L 84-78
Centre	W 128-72
@Ky. Wesleyan	L 79-70
Steubenville	W 102-74
@Transylvania	L 91-67
St. Joseph's, Pa.	L 66-62
Delta State	W 75-66
Austin Peay	W 97-69
Transylvania	W 80-68
@Villa Madonna	W 80-63
@Indianapolis	W 94-82
Central State	L 74-53
Lewis	W 101-75
@Louisville	L 107-58

1968-1969 (19-9)

<i>OPPONENT</i>	<i>RESULT</i>
St. Benedict's	W 74-55
@Miami, Ohio	L 86-67
@Centre	W 112-81
Middle Tenn. St.	W 80-79
Marian	W 95-49
Transylvania	W 73-67
@St. Leo, Florida	W 105-99
@Biscayne	W 91-77
@Tampa	W 85-74
Corpus Christi	W 77-73
Indianapolis	W 97-92
Lewis	W 103-77
Thomas More	W 86-64
@Transylvania	L 82-68
Ky. Wesleyan	W 72-64
@Austin Peay	L 70-67
Kentucky State	W 79-69
@Thomas More	W 78-72
Austin Peay	L 57-54
@Lewis	W 94-70
Kentucky Southern	W 88-71
Northwood	W 105-65
@DePaul	L 85-75
@Wis.-Milwaukee	L 91-88
@Central State	W 64-60
@Louisville	L 93-80
Alcorn State	N L 76-75
Transylvania	N L 65-64

1969-1970 (17-10)

<i>OPPONENT</i>	<i>RESULT</i>
Campbellsville	W 85-72
@Kentucky State	L 97-85
@Lewis	L 66-63
@Middle Tenn. St.	W 79-75
Oral Roberts	L 84-76
Transylvania	W 84-65
Thomas More	W 66-63
@Steubenville	W 73-62
@Gannon	L 80-74
@Transylvania	W 63-60
Centre	W 91-55
@Austin Peay	W 94-83
Lewis	W 98-68
Central State	L 85-74
Quantico Marines	W 95-69
@Thomas More	W 87-86
Northwood	W 89-56
@Marian	W 102-88
@Xavier	L 98-71
Gannon	W 79-61
@Ky. Wesleyan	L 92-81
@Louisville	L 95-75
@Ashland	W 63-57
Austin Peay	W 98-73
St. Leo, Florida	L 79-78
Tennessee State	N L 84-77
Transylvania	N W 115-72

1970-1971 (10-16)

<i>OPPONENT</i>	<i>RESULT</i>
Campbellsville	W 76-70
@Xavier	L 82-79
Alcorn State	L 84-63
@Oral Roberts	L 112-74
@Missouri State	L 64-63
@Indiana State	W 112-84

@Louisville	L 102-76
Dalhousie	W 87-53
Steubenville	L 74-70
Christian Brothers	W 77-76
Transylvania	W 72-64
Lewis	W 91-83
Austin Peay	L 88-87
@Central State	L 82-58
@Thomas More	L 82-76
@Centre	W 89-76
Gannon	W 96-88
Middle Tenn. St.	L 79-75
@Transylvania	L 81-67
Ky. Wesleyan	L 94-76
Kentucky State	L 108-78
@Austin Peay	L 93-71
Thomas More	L 78-74
@Wright State	W 84-83
Marian	W 90-81
Ashland	L 62-60

1971-1972 (9-17)

<i>OPPONENT</i>	<i>RESULT</i>
Campbellsville	W 68-62
@Louisville	L 116-58
Alcorn State	W 95-83
Southern Indiana	W 74-70
Wright State	W 74-52
Akron	W 69-68
@Christian Brothers	L 67-52
Houston Baptist	L 77-76
@Austin Peay	L 120-75
@Ky. Wesleyan	L 98-82
@Ashland	L 82-78
Northwood	L 77-67
Franklin	W 92-86
@Gannon	L 101-87
@Steubenville	L 68-64
@Thomas More	L 86-81
Centre	W 107-69
Parsons	W 76-67
@Kentucky State	L 126-71
Transylvania	L 89-59
Shaw	L 49-48
Tennessee State	L 50-45
Thomas More	L 60-55
No. Kentucky	L 103-92
Ohio Dominican	W 111-77
@Transylvania	L 97-76

1972-1973 (12-14)

<i>OPPONENT</i>	<i>RESULT</i>
Campbellsville	W 72-65
Kentucky State	L 74-73
IU-Southeast	W 86-66
Marian	W 109-68
@Indiana State	L 85-66
@Akron	L 68-60
Austin Peay	N L 94-82
Fisk N	L 84-82
Steubenville	W 59-57
@Middle Tenn. St.	L 74-68
Ky. Wesleyan	L 79-69
Nebraska Wesleyan	W 96-55
@Franklin	L 102-69
Ashland	W 91-59
Gannon	W 84-79
Northwood	W 71-69
@Thomas More	L 76-75
@Tennessee State	L 90-48
Austin Peay	L 100-97
Transylvania	L 73-67
@Southern Indiana	W 84-64
@Detroit	L 83-69
Thomas More	W 85-67
No. Kentucky	W 85-82
@Ohio Dominican	W 85-68
@Transylvania	L 74-72

1973-1974 (12-13)

<i>OPPONENT</i>	<i>RESULT</i>
Campbellsville	W 88-80
IU-Southeast	W 85-70
@Kentucky State	L 99-77
Central State	W 80-75
@Austin Peay	L 97-64
Wittenberg	L 64-60
Southern Indiana	W 101-80
@Indianapolis	L 72-61
@Transylvania	L 68-63

Franklin	L 84-67
No. Kentucky	L 88-81
@Ashland	L 93-79
Georgetown	W 76-71
@Union	W 67-65
Northwood	W 57-56
Transylvania	L 68-60
Thomas More	W 89-75
@Central State	L 66-62
Indiana State	W 67-65
@Ky. Wesleyan	L 100-84
Union	W 81-67
@Wright State	L 99-75
@No. Kentucky	W 86-85
@Thomas More	W 87-77
Akron	L 73-66

1974-1975 (15-10)

<i>OPPONENT</i>	<i>RESULT</i>
IU-Southeast	L 63-62
Campbellsville	W 86-72
American Christian	L 85-76
Lipscomb	W 93-59
Austin Peay	W 67-55
West Virginia State N	W 74-65
Capital N	L 67-57
@Southern Indiana	W 80-64
Transylvania	W 76-70
Indianapolis	W 86-79
@No. Kentucky	L 87-81
@Franklin	L 74-68
Mount Marty, S.D.	W 96-76
@Transylvania	L 73-65
@Georgetown	L 86-76
@Lipscomb	W 86-75
Thomas More	L 81-75
Kentucky State	L 96-87
@Akron	L 82-47
Ky. Wesleyan	W 100-79
Wright State	W 83-79
@Thomas More	W 62-60
Walsh	W 97-95
No. Kentucky	W 76-72
Ashland	W 73-68

1975-1976 (18-7)

<i>OPPONENT</i>	<i>RESULT</i>
Union	W 101-83
Malone	W 70-68
@Campbellsville	W 110-82
American Christian	W 58-49
@Wittenberg	L 76-68
Transylvania	W 73-63
Dubuque	W 84-78
DePauw	W 78-73
Campbellsville	W 78-74
Georgetown	W 103-87
Southern Indiana	W 79-77
@Thomas More	L 97-86
Campbellsville	L 80-70
@Indianapolis	W 77-69
Thomas More	W 84-68
@Belmont	L 68-60
@No. Kentucky	W 74-70
Lipscomb	W 72-62
Tenn.-Chattanooga	L 74-70
@Ky. Wesleyan	W 92-78
@Wright State	L 71-64
@Kentucky State	L 117-89
Belmont	W 74-71
No. Kentucky	W 77-76
IU-Southeast	W 67-64

1976-1977 (17-11)

<i>OPPONENT</i>	<i>RESULT</i>
Bethel	W 87-75
IU-Southeast	W 55-46
Campbellsville	W 107-62
@DePauw	L 90-83
@Union	W 85-84
@Morehead State	L 90-81
Transylvania	W 78-75
Middle Tenn. St.	L 75-70
Indianapolis	W 115-112
Union	W 81-80
@Southern Indiana	W 88-81
@Transylvania	W 88-83
@Campbellsville	W 79-71
@Georgetown	W 97-89
@Eastern Illinois	W 79-77

Thomas More	L 78-77
@No. Kentucky	L 80-78
Eastern Illinois	L 79-77
@Lipscomb	L 79-69
Ky. Wesleyan	W 84-80
Wright State	W 88-85
Kentucky State	L 81-80
Anderson	W 92-79
@Thomas More	W 100-81
IU-Southeast	W 65-60
No. Kentucky	L 75-68
Eastern Illinois N	L 87-72
@Youngstown State	L 81-79

1977-1978 (16-10)

<i>OPPONENT</i>	<i>RESULT</i>
Ohio Wesleyan	W 82-70
Pikeville	W 74-63
Union	W 70-63
@Indianapolis	L 79-65
Georgetown	W 77-67
@Transylvania	L 94-85
Campbellsville	W 103-97
@Youngstown State	W 70-63
@Union	L 76-74
@St. Joseph's	L 78-64
Southern Indiana	W 82-77
DePauw	L 73-72
Ky. Wesleyan	L 87-73
@No. Kentucky	W 79-74
Thomas More	W 72-61
@Campbellsville	L 88-67
IU-Southeast	W 106-87
@Kentucky State	W 91-78
St. Joseph's	L 74-73
@Ky. Wesleyan	W 65-63
@Wright State	L 68-63
Youngstown State	W 63-61
No. Kentucky	W 102-67
@Thomas More	W 65-52
Transylvania	L 70-67
Indianapolis	W 92-71

1978-1979 (14-12, 4-4)

<i>OPPONENT</i>	<i>RESULT</i>
Lincoln Memorial	W 84-64
Augusta	W 88-80
@St. Joseph's	L 92-89
@Georgetown	L 92-80
Eastern Illinois	W 82-70
Transylvania	W 76-59
Indianapolis	W 99-92
Morehead State	L 88-87
St. Joseph's	W 85-78
@Youngstown State	L 81-74
Southern Indiana	L 96-95
Union	W 94-73
Ky. Wesleyan	W 94-79
@No. Kentucky	L 69-64
Campbellsville	W 103-89
@Thomas More	W 84-72
@Eastern Illinois	L 78-67
@DePauw	L 90-84
Kentucky State	W 85-80
@Ky. Wesleyan	L 72-64
Wright State	L 89-83
@Southern Indiana	L 88-84
No. Kentucky	L 77-76
Thomas More	W 110-72
@Transylvania	W 66-64
@Indianapolis	W 92-90

1979-1980 (17-9, 7-3)

<i>OPPONENT</i>	<i>RESULT</i>
Oakland City	W 69-66
Alabama State	L 76-75
Transylvania	W 75-63
@Campbellsville	L 104-92
@Union	W 92-89
Youngstown State	W 95-85
Christian Brothers	W 77-73
@Wright State	L 102-79
Thomas More	W 90-65
@Ashland	W 105-85
Georgetown	W 93-72
@Southern Indiana	W 78-69
@Ky. Wesleyan	W 81-67
No. Kentucky	L 93-79
@Thomas More	W 84-72
St. Joseph's	L 101-94

Indianapolis	L 82-80
Ky. Wesleyan	W 100-79
Southern Indiana	W 80-77
@Kentucky State	L 85-84
Wright State	L 66-63
@No. Kentucky	W 95-70
@St. Joseph's	W 78-75
@Indianapolis	W 87-66
Ashland	L 99-95
@Transylvania	W 80-75

1980-1981 (16-10, 4-6)

<i>OPPONENT</i>	<i>RESULT</i>
@Union	W 82-79
SIU-Edwardsville	W 97-77
Arkansas-Pine Bluff	W 83-74
@Georgetown	L 66-62
Campbellsville	L 95-87
Union	W 91-54
Wright State	L 85-76
@Transylvania	W 81-73
Thomas More	W 92-83
@Youngstown State	W 78-77
Oakland City	W 90-89
Southern Indiana	L 87-85
Ky. Wesleyan	L 85-80
Ashland	W 106-92
@Wright State	W 87-84
@St. Joseph's	L 80-75
@Indianapolis	L 83-76
@Ky. Wesleyan	L 96-75
@Southern Indiana	L 91-81
No. Kentucky	W 87-82
Kentucky State	W 108-102
Indianapolis	W 74-62
St. Joseph's	W 90-82
@Ashland	W 90-85
@No. Kentucky	L 64-63
Transylvania	W 79-74

1981-1982 (20-9, 9-3)

<i>OPPONENT</i>	<i>RESULT</i>
Pikeville	W 62-59
Savannah State	W 84-73
@Cincinnati	L 85-72
Kentucky State	W 83-78
Georgetown	W 72-68
@Campbellsville	L 87-80
@Thomas More	W 95-82
Union	W 94-71
UPU-Ft. Wayne	W 71-68
Transylvania	W 68-63
Youngstown State	W 64-61
@Ashland	L 70-68
@No. Kentucky	L 48-45
St. Joseph's	W 98-85
Lewis	W 83-73
@Ky. Wesleyan	L 63-52
@Southern Indiana	W 94-87
@Indianapolis	W 84-68
@Kentucky State	W 95-77
No. Kentucky	W 65-60
Ashland	W 62-58
@Lewis	L 73-64
@St. Joseph's	W 63-60
Southern Indiana	W 93-66
Ky. Wesleyan	W 78-67
Indianapolis	W 74-73
@Transylvania	L 70-67
Central State N	L 63-61
Wright State N	L 87-86

1982-1983 (13-14, 5-7)

<i>OPPONENT</i>	<i>RESULT</i>
Mo.-St. Louis	L 66-64
Lincoln Memorial	W 82-72
@Union	W 78-63
@Cincinnati	W 81-70
@Georgetown	W 61-59
@Youngstown State	L 96-79
@Kentucky State	W 77-69
No. Kentucky	W 70-66
Thomas More	W 70-65
Wright State	L 98-91
Saginaw State	L 81-77
Ashland	W 91-72
Transylvania	W 73-71
Kentucky State	W 75-68
@Indianapolis	L 112-90
@Lewis	L 78-68

N - Game played at neutral site

@St. Joseph's L 97-86
 Southern Indiana W 92-83
 Ky. Wesleyan L 78-74
 @Ashland W 92-79
 @Wright State L 103-78
 @Transylvania L 76-75
 Indianapolis W 104-87
 Lewis L 63-61
 St. Joseph's W 92-72
 @Ky. Wesleyan L 77-74
 @Southern Indiana L 88-86

1983-1984 (21-9, 8-4)

OPPONENT RESULT
 Missouri-Rolla L 85-83
 Mississippi College W 84-76
 Lincoln Memorial W 75-67
 Transylvania W 89-78
 @IU-Southeast W 62-57
 @Kentucky State L 64-58
 Georgetown W 78-67
 @No. Kentucky W 69-64
 Union W 71-61
 Wright State W 82-70
 @Thomas More W 77-72
 @IU-Southeast W 98-64
 St. Joseph's W 86-80
 Lewis L 68-67
 @Southern Indiana L 85-72
 @Ky. Wesleyan L 82-74
 Ashland W 73-63
 @Transylvania L 75-69
 No. Kentucky W 81-51
 Indianapolis W 83-76
 @Lewis W 75-69
 @St. Joseph's W 85-81
 Southern Indiana W 89-81
 Ky. Wesleyan W 89-75
 @Wright State L 71-59
 @Ashland L 63-61
 Kentucky State W 83-74
 @Indianapolis W 84-82
 Lewis N L 93-87
 Calif.-Bakersfield N W 81-71

1984-1985 (8-19, 3-11)

OPPONENT RESULT
 Davis-Elkins W 95-65
 Lincoln Memorial L 83-70
 @Kentucky State L 72-50
 Transylvania W 63-55
 @Georgetown L 83-82
 @No. Kentucky L 73-63
 @Wright State L 93-84
 Thomas More W 90-81
 Youngstown State L 86-84
 @Union W 89-73
 Kentucky State W 76-62
 @Southern Indiana L 91-81
 @Ky. Wesleyan L 99-94
 St. Joseph's L 90-78
 Lewis L 57-48
 @Ashland L 63-60
 @IUPU-Ft. Wayne L 61-56
 @Transylvania L 90-76
 Indianapolis L 83-82
 Ky. Wesleyan L 83-66
 Southern Indiana L 58-56
 @Lewis W 66-61
 @St. Joseph's W 77-75
 Ashland L 61-48
 IUPU-Ft. Wayne L 69-67
 No. Kentucky L 63-57
 @Indianapolis W 80-77

1985-1986 (13-14, 7-9)

OPPONENT RESULT
 Olivet Nazarene W 81-69
 @Anderson L 73-61
 Taylor W 70-67
 @Transylvania L 63-62
 Georgetown L 80-79
 @Kentucky State L 70-67
 No. Kentucky W 63-62
 @IU-Southeast W 64-61
 @Thomas More W 103-84
 @Lewis L 86-58
 @St. Joseph's L 78-68
 Southern Indiana W 74-73
 Ky. Wesleyan L 87-85

@Ashland W 85-77
 Wright State L 74-66
 @Indianapolis L 80-71
 @IUPU-Ft. Wayne W 66-61
 Kentucky State W 86-74
 Indianapolis L 66-65
 IUPU-Ft. Wayne W 90-76
 Ashland W 71-58
 @Ky. Wesleyan L 81-79
 @Southern Indiana L 97-87
 St. Joseph's L 93-92
 Lewis L 62-52
 Transylvania W 86-81
 @No. Kentucky W 77-76

1986-1987 (17-10, 10-6)

OPPONENT RESULT
 Kentucky State W 80-70
 Berea N W 82-75
 Milligan W 97-57
 @Georgetown L 69-68
 Transylvania L 79-74
 @Kentucky State W 82-75
 Indianapolis W 86-61
 IU-Southeast L 75-73
 @Ashland W 60-56
 @IUPU-Ft. Wayne L 70-69
 St. Joseph's W 95-87
 Lewis W 72-64
 Sacred Heart W 70-62
 @Southern Indiana L 77-75
 @Ky. Wesleyan L 80-71
 No. Kentucky L 81-79
 @Transylvania L 81-71
 Thomas More W 86-75
 @No. Kentucky W 77-75
 Southern Indiana L 87-83
 Ky. Wesleyan W 77-72
 @St. Joseph's W 69-68
 @Lewis L 81-74
 Ashland W 84-70
 IUPU-Ft. Wayne W 79-72
 SIU-Edwardsville W 87-77
 @Indianapolis W 85-75

1987-1988 (11-17, 6-10)

OPPONENT RESULT
 Kentucky State L 75-69
 Tusculum N W 90-73
 Grace College W 89-73
 @Mo.-St. Louis L 75-65
 @SIU-Edwardsville L 78-76
 Transylvania L 73-69
 Thomas More W 113-100
 Georgetown W 77-74
 @IU-Southeast W 75-72
 @Southern Indiana L 74-72
 @Ky. Wesleyan L 97-81
 @Indianapolis W 95-91
 Ashland L 79-75
 No. Kentucky W 101-99
 @St. Joseph's L 79-65
 @Lewis L 93-79
 St. Joseph's W 63-58
 Lewis L 81-79
 @Ashland L 83-66
 @No. Kentucky W 84-75
 @Transylvania L 76-64
 Indianapolis L 82-81
 Southern Indiana W 71-59
 Ky. Wesleyan L 82-71
 @Kentucky State L 77-76
 IUPU-Indianapolis W 104-90
 @IUPU-Ft. Wayne L 108-106
 IUPU-Ft. Wayne W 99-94

1988-1989 (22-8, 11-5)

OPPONENT RESULT
 @Kentucky State L 89-84
 Purdue-Calumet N W 104-59
 Missouri-Rolla W 55-53
 Mo.-St. Louis W 96-85
 @Georgetown W 83-66
 @Thomas More W 68-65
 Transylvania W 78-71
 Ashland W 61-59
 @No. Kentucky L 80-77
 IU-Southeast W 87-71
 @Ky. Wesleyan W 85-79
 @Southern Indiana L 69-66

St. Joseph's L 71-63
 Lewis W 102-72
 Kentucky State W 104-88
 Indianapolis W 95-85
 @IUPU-Ft. Wayne W 85-83
 SIU-Edwardsville W 103-101
 IUPU-Ft. Wayne W 100-77
 @Transylvania L 97-77
 @IUPUI W 100-97
 @Indianapolis W 93-92
 @Lewis W 79-72
 @St. Joseph's W 81-73
 Southern Indiana W 80-74
 Ky. Wesleyan L 91-76
 No. Kentucky W 108-105
 @Ashland L 89-68
 Ferris State N W 108-92
 @Ky. Wesleyan L 84-77

1989-1990 (16-11, 10-8)

OPPONENT RESULT
 @IU-Southeast L 77-76
 Lincoln Memorial N W 69-62
 Troy State W 110-101
 @Eastern Kentucky L 95-80
 @SIU-Edwardsville L 85-72
 @Lincoln Memorial W 93-85
 Thomas More W 108-65
 W 76-70
 @Kentucky State W 114-94
 @St. Joseph's L 80-79
 @Indianapolis L 82-77
 Ashland W 87-77
 IUPU-Ft. Wayne W 89-88
 @Southern Indiana L 88-76
 @Ky. Wesleyan L 101-87
 Georgetown W 83-75
 @No. Kentucky W 92-75
 IUPU-Indianapolis W 98-95
 No. Kentucky W 97-82
 Ky. Wesleyan L 109-94
 Southern Indiana W 78-75
 @IUPU-Ft. Wayne L 112-94
 @Ashland L 75-47
 Indianapolis W 103-87
 St. Joseph's W 85-81
 @Lewis L 85-84
 Kentucky State W 100-99

1990-1991 (24-6, 14-4)

OPPONENT RESULT
 IU-Southeast W 91-62
 Grace College N W 113-93
 Fayetteville State W 96-85
 @Thomas More W 103-96
 Wilberforce W 95-75
 @Eastern Kentucky L 84-77
 Bethel W 92-86
 @Georgetown W 102-85
 @Kentucky Wesleyan L 80-72
 @Southern Indiana W 86-84
 SIU-Edwardsville W 99-95
 @Kentucky State W 86-84
 IUPU-Ft. Wayne W 101-87
 Ashland W 96-82
 @Northern Kentucky W 79-73
 @Indianapolis W 103-93
 St. Joseph's W 85-79
 Lewis W 93-69
 @IUPUI W 106-87
 Kentucky State W 95-84
 @Ashland L 70-64
 @IUPU-Ft. Wayne L 92-89
 Indianapolis W 90-83
 Northern Kentucky W 88-82
 @Lewis L 77-72
 @St. Joseph's W 84-72
 Southern Indiana W 69-66
 Kentucky Wesleyan N W 84-70
 Grand Valley State N L 78-72
 Missouri Western N W 94-83

1991-1992 (17-11, 10-8)

OPPONENT RESULT
 Wisconsin-Platteville N L 90-58
 Henderson State N W 88-83
 @IU-Southeast W 60-38
 Troy State N L 105-99
 Taylor W 80-64
 Lincoln Memorial W 82-67

Georgetown L 77-75
 @SIU-Edwardsville W 93-73
 Kentucky Wesleyan W 84-66
 Southern Indiana W 63-55
 @IUPUI W 101-78
 Kentucky State W 94-79
 @IUPU-Ft. Wayne L 99-86
 @Ashland L 75-73
 Northern Kentucky L 95-89
 Indianapolis W 97-63
 @St. Joseph's L 82-70
 @Lewis W 94-75
 IUPU-Indianapolis W 94-81
 @Kentucky State L 81-75
 Ashland W 85-77
 IUPU-Ft. Wayne W 74-71
 @Indianapolis L 67-54
 @Northern Kentucky W 86-82
 Lewis W 84-77
 St. Joseph's L 57-52
 @Southern Indiana W 85-84
 @Kentucky Wesleyan L 85-62

1992-1993 (7-20, 4-14)

OPPONENT RESULT
 IU-Southeast W 82-63
 Bethel N L 86-69
 Union W 67-46
 Central Missouri State W 62-59
 IUPU-Indianapolis L 88-84
 @Georgetown L 93-90
 John Carroll L 54-53
 L 75-64
 Lewis W 79-76
 @Indianapolis L 73-70
 @Northern Kentucky L 87-82
 Kentucky Wesleyan L 86-72
 Southern Indiana L 93-82
 @IUPU-Ft. Wayne L 102-75
 @Ashland L 68-64
 SIU-Edwardsville L 78-68
 @Kentucky State L 92-63
 Northern Kentucky L 76-72
 Indianapolis W 61-55
 @Southern Indiana L 105-76
 @Kentucky Wesleyan L 77-54
 Ashland L 74-70
 IUPU-Ft. Wayne L 83-71
 @IUPUI W 76-75
 Kentucky State W 69-65
 @St. Joseph's L 81-59
 @Lewis W 66-54

1993-1994 (11-16, 5-13)

OPPONENT RESULT
 Spalding W 105-87
 Missouri Baptist N W 76-62
 Purdue-Calumet W 73-69
 Oakland City W 88-81
 IUPU-Indianapolis W 87-85
 @IU-Southeast W 87-77
 Georgetown L 93-76
 Kentucky State L 77-73
 @IUPUI L 94-80
 Indianapolis L 81-77
 Northern Kentucky L 84-66
 @Lewis L 74-60
 L 85-62
 @St. Joseph's W 84-71
 IUPU-Ft. Wayne W 130-123
 @Southern Indiana L 97-80
 @Kentucky Wesleyan L 101-70
 @Northern Kentucky W 73-72
 @Indianapolis L 83-69
 St. Joseph's L 64-62
 Lewis W 71-68
 @IUPU-Ft. Wayne W 79-71
 @Ashland L 93-88
 Kentucky Wesleyan L 74-68
 Southern Indiana L 96-89
 @SIU-Edwardsville L 96-85
 @Kentucky State L 81-69

1994-1995 (10-17, 4-14)

OPPONENT RESULT
 Spalding L 87-71
 Bethel N W 74-66
 Longwood W 67-43
 @Oakland City W 72-67
 IUPU-Indianapolis W 91-82

IU-Southeast W 90-65
 @Georgetown L 90-73
 IUPU-Ft. Wayne W 86-83
 Ashland L 74-72
 @Northern Kentucky L 84-74
 @Indianapolis L 75-70
 St. Joseph's W 70-62
 Lewis W 89-67
 @Kentucky Wesleyan L 108-83
 @Southern Indiana L 70-64
 @IUPUI L 115-108
 @Kentucky State L 85-71
 Indianapolis L 106-77
 Northern Kentucky L 75-64
 @Lewis L 71-58
 @St. Joseph's L 58-52
 Southern Indiana L 76-72
 Kentucky Wesleyan L 88-77
 SIU-Edwardsville W 82-69
 Kentucky State W 77-71
 @Ashland L 76-72
 @IUPU-Ft. Wayne L 81-78

1995-1996 (12-16, 5-15)

OPPONENT RESULT
 Knoxville W 107-64
 @Spalding W 90-77
 Kentucky State W 87-58
 @Kentucky Wesleyan L 90-75
 @IUPU-Ft. Wayne L 79-74
 @St. Joseph's L 76-63
 Quincy L 78-75
 Lewis W 95-79
 @Bahamas W 77-63
 Marymount N W 86-75
 Holy Family N W 62-57
 @Indianapolis L 81-69
 @Northern Kentucky L 84-71
 Wisconsin-Parkside W 74-57
 St. Joseph's L 71-68
 @IU-Southeast W 97-79
 @SIU-Edwardsville L 74-68
 @Quincy L 90-72
 @Kentucky State L 84-76
 Kentucky Wesleyan L 74-73
 @Southern Indiana L 84-69
 IUPU-Ft. Wayne W 71-68
 Indianapolis L 82-63
 @Lewis L 70-68
 @Wis.-Parkside W 73-69
 Southern Indiana L 88-64
 SIU-Edwardsville W 101-93
 Northern Kentucky L 84-79

1996-1997 (16-11, 9-11)

OPPONENT RESULT
 Knoxville W 90-65
 @St. Joseph's W 76-73
 Spalding W 94-59
 @IUPU-Ft. Wayne L 67-62
 @Old Westbury W 97-80
 Centenary N W 78-60
 @Queens W 76-59
 Indianapolis L 71-45
 Northern Kentucky L 70-56
 @Knoxville W 99-81
 Kentucky Wesleyan L 63-47
 @Lewis W 69-63
 @Southern Indiana L 99-79
 @SIU-Edwardsville W 70-54
 Quincy L 70-64
 Missouri-St. Louis W 72-64
 Asbury W 98-72
 IUPU-Ft. Wayne W 78-49
 St. Joseph's W 75-63
 @Northern Kentucky L 78-58
 @Indianapolis L 71-49
 @Kentucky Wesleyan L 74-64
 Wisconsin-Parkside W 58-56
 Southern Indiana L 65-60
 SIU-Edwardsville W 83-70
 @Missouri-St. Louis W 80-71
 @Quincy L 67-59

1997-1998 (17-10, 11-7)

OPPONENT RESULT
 @St. Vincent L 83-59
 Spalding W 86-59
 Alabama-Huntsville W 67-59
 @Missouri-St. Louis W 84-67

N - Game played at neutral site

ALL-TIME RESULTS

@Quincy	W 87-75
@McMurry	L 94-91
@St. Edwards	W 72-59
@Schreiner	W 76-71
Southern Indiana	L 85-84
SIU-Edwardsville	L 72-67
Kentucky Wesleyan	L 69-66
@Northern Kentucky	L 81-69
IUPU-Ft. Wayne	W 75-59
St. Joseph's	W 84-64
Oakland City	W 87-60
@Wisconsin-Parkside	W 73-71
@Lewis	L 74-66
@Kentucky Wesleyan	L 78-62
Indianapolis	W 84-79
@Southern Indiana	W 89-74
@SIU-Edwardsville	W 86-82
Quincy	W 71-66
Missouri-St. Louis	W 77-57
Transylvania	W 76-67
@Indianapolis	W 65-63
Northern Kentucky	L 83-69
@Southern Indiana	L 102-76

1998-1999 (10-18, 7-15)

OPPONENT	RESULT
Assumption	L 96-76
Spalding	W 87-81
@Northern Kentucky	L 70-69
@Indianapolis	L 87-71
IUPU-Ft. Wayne	W 61-46
@Kentucky Wesleyan	L 100-70
St. Francis, Indiana	W 92-83
MidAmerica Nazarene N	W 84-63
Midwestern St. N	L 86-74
St. Joseph's	L 77-69
@Southern Indiana	L 54-47
@SIU-Edwardsville	W 67-59
Lewis	L 61-56
Wisconsin-Parkside	W 78-55
Missouri-St. Louis	W 84-73
Quincy	W 95-89
@Oakland City	L 75-63
@IUPU-Ft. Wayne	L 85-69
@St. Joseph's	L 85-76
Indianapolis	L 83-77
Northern Kentucky	L 83-82
@Quincy	L 71-60
@Missouri-St. Louis	W 81-79
Kentucky Wesleyan	L 75-66
@Wisconsin-Parkside	W 55-49
@Lewis	L 85-79
SIU-Edwardsville	L 77-74
Southern Indiana	L 76-58

1999-2000 (13-14, 8-12)

OPPONENT	RESULT
St. Andrews	W 82-64
Augusta State	W 77-63
@Kentucky State	L 87-84
@Quincy	L 76-69
@Mo.-St. Louis	L 73-58
@Kentucky Wesleyan	L 76-72
@Patten	W 80-61
@Holy Name	W 83-81
Kentucky State	W 93-84
Indianapolis	L 87-74
@Northern Kentucky	L 96-83
IUPU-Ft. Wayne	L 102-87
St. Joseph's	W 72-61
@Southern Indiana	L 84-73
@SIU-Edwardsville	L 86-74
Lewis	L 76-64
Wisconsin-Parkside	W 64-57
Missouri-St. Louis	W 78-77
Quincy	W 75-73
@St. Joseph's	W 85-65
@IUPU-Ft. Wayne	W 96-90
Kentucky Wesleyan	L 66-59
SIU-Edwardsville	W 91-85
Southern Indiana	L 93-78
@Wisconsin-Parkside	W 64-61
@Lewis	L 86-81
Southern Indiana N	L 87-81

1999-2000 (13-14, 8-12)

OPPONENT	RESULT
St. Andrews	W 82-64
Augusta State	W 77-63
@Kentucky State	L 87-84
@Quincy	L 76-69
@Mo.-St. Louis	L 73-58
@Kentucky Wesleyan	L 76-72
@Patten	W 80-61
@Holy Name	W 83-81
Kentucky State	W 93-84
Indianapolis	L 87-74
@Northern Kentucky	L 96-83
IUPU-Ft. Wayne	L 102-87
St. Joseph's	W 72-61
@Southern Indiana	L 84-73
@SIU-Edwardsville	L 86-74
Lewis	L 76-64
Wisconsin-Parkside	W 64-57
Missouri-St. Louis	W 78-77
Quincy	W 75-73
@St. Joseph's	W 85-65
@IUPU-Ft. Wayne	W 96-90
Kentucky Wesleyan	L 66-59
SIU-Edwardsville	W 91-85
Southern Indiana	L 93-78
@Wisconsin-Parkside	W 64-61
@Lewis	L 86-81
Southern Indiana N	L 87-81

2000-2001 (14-13, 11-9)

OPPONENT	RESULT
Tiffin	L 81-76
Puerto Rico-Humacao	W 110-49
St. Edwards N	L 101-91
@Incarnate Word	W 70-69
Quincy	W 99-77
Mo.-St. Louis	W 69-65
Ky. Wesleyan	L 79-76
@Lipscomb	W 93-78
Christian Brothers	L 81-75
St. Joseph's	W 89-88
@IUPU-Ft. Wayne	W 74-67
@Lewis	L 76-63
@Wisc.-Parkside	W 69-62
@No. Kentucky	L 100-69
@Indianapolis	W 100-90
Southern Indiana	L 100-68
SIU-Edwardsville	W 87-70
@Mo.-St. Louis	L 66-50
@Quincy	L 78-71
Wisc.-Parkside	W 66-60
Lewis	W 79-69
@Ky. Wesleyan	L 81-67
Indianapolis	W 90-76
No. Kentucky	L 90-74
@SIU-Edwardsville	W 91-77
@Southern Indiana	L 113-86
St. Joseph's N	L 90-83

2001-2002 (12-15)

OPPONENT	RESULT
Erskine	W 70-53
Findlay	L 93-85
@SIU-Edwardsville	W 83-72
@Lewis	L 84-68
St. Joseph's	W 79-68
Indianapolis	L 83-65
Mid-Cont. College	W 103-75
@Christian Bros.	W 89-87
Ky. Wesleyan	L 73-59
Mercyhurst N	L 88-78
Western Wash. N	L 85-65
@Mo.-St. Louis	W 71-63
@Quincy	W 86-83
Lewis	L 80-60
Wisc.-Parkside	L 71-53
@Indianapolis	L 79-77
@No. Kentucky	L 76-72
@Ky. Wesleyan	L 90-62
@Southern Indiana	L 116-94
Quincy	L 86-77
SIU-Edwardsville	W 94-81
@Wisc.-Parkside	W 72-59
@St. Joseph's	W 90-74
No. Kentucky	L 95-73
Southern Indiana	L 103-56
Mo.-St. Louis	W 81-74
Lewis N	L 51-50

2002-2003 (10-18)

OPPONENT	RESULT
Bryant	N L 74-70
Presbyterian N	L 84-74
Lake Superior St. N	L 86-77
Bluefield State	W 103-68
Ashland	L 120-115
IU-Southeast	W 96-90
Mo.-St. Louis	L 77-68
Southern Indiana	W 82-80
No. Kentucky	L 106-85
Spalding	W 92-80
@Oakland City	W 99-89
Kentucky State	W 90-80
@St. Joseph's	L 106-95
SIU-Edwardsville	L 65-62
Quincy	W 110-101
@So. Indiana	L 107-82
@Ky. Wesleyan	L 110-77
@No. Kentucky	L 75-68
@Indianapolis	L 82-73
Wisc.-Parkside	W 100-95
Lewis	L 99-88
@Quincy	L 77-75
@Mo.-St. Louis	W 78-67
Ky. Wesleyan	L 89-85
Indianapolis	L 104-97
St. Joseph's	W 112-104
@Lewis	L 91-66
@SIU-Edwardsville	L 84-76

2003-2004 (9-18, 6-14)

OPPONENT	RESULT
@Kentucky State	L 101-83
Oakland City	W 85-78
Winston Salem	L 76-71
Southern Indiana	L 71-60
Mo.-St. Louis	L 85-78
@Illinois State	L 87-53
@SIU-Edwardsville	L 68-53
@Lewis	L 96-75
@Mercyhurst	L 74-70
Missouri-Rolla	W 90-86
Mercyhurst	W 72-57
St. Joseph's	W 81-68
Indianapolis	W 89-81
Ky. Wesleyan	L 89-63
@Mo.-St. Louis	L 85-74
@Quincy	W 74-69
Lewis	L 81-69
Wisc.-Parkside	W 84-81
@Indianapolis	L 95-85
@No. Kentucky	L 100-87
@Ky. Wesleyan	L 109-89
@Southern Indiana	L 113-69
Quincy	W 57-55
SIU-Edwardsville	W 89-67
@Wisc.-Parkside	L 77-58
@St. Joseph's	L 95-74
No. Kentucky	L 82-79

2004-2005 (9-18, 4-16)

OPPONENT	RESULT
Delta State	W 91-69
Cincinnati Clermont	W 111-63
Temple Baptist	W 108-47
No. Kentucky	W 64-60
@St. Joseph's	L 99-84
@Wisc.-Parkside	L 84-78
Quincy	W 90-83
@Delta State	L 98-84
Oakland City	W 71-65
SIU-Edwardsville	L 86-70
Temple Baptist	W 104-61
@Southern Indiana	L 109-73
@Ky. Wesleyan	L 97-84
@No. Kentucky	L 85-79
@Indianapolis	L 100-82
Wisc.-Parkside	L 93-82
Lewis	L 93-87
@Quincy	L 68-62
@Mo.-St. Louis	W 89-72
Ky. Wesleyan	L 70-60
@Oakland City	L 79-73
Indianapolis	L 87-72
St. Joseph's	W 99-96
@Lewis	L 69-65
@SIU-Edwardsville	L 83-53
Mo.-St. Louis	L 62-59
Southern Indiana	L 73-59

2005-2006 (14-14, 11-8)

OPPONENT	RESULT
@Ala.-Huntsville	L 79-70
Wayne State	W 85-77
Delta State	L 83-77
Central State N	W 79-60
Glenville State N	W 101-80
Drury	L 69-64
Rockhurst	W 67-59
@St. Joseph's	L 77-61
@Delta State	L 76-65
Alabama-Huntsville	L 62-50
@Wayne State	L 68-59
Southern Indiana	L 95-76
Ky. Wesleyan	W 70-69
@Missouri-Rolla	W 72-55
@Mo.-St. Louis	L 92-89
Wisc.-Parkside	W 62-58
Lewis	W 67-65
@Indianapolis	W 58-57
@No. Kentucky	L 75-63
@Quincy	W 106-102
@SIU-Edwardsville	L 67-53
St. Joseph's	L 77-55
Indianapolis	W 71-57
No. Kentucky	W 84-64
@Ky. Wesleyan	W 77-69
@Lewis	L 75-73
@Wisc.-Parkside	W 90-83
Drury N	L 79-77

2006-2007 (12-15, 8-11)

OPPONENT	RESULT
@S.C. Upstate	W 82-73
Limestone N	L 84-74
No. Kentucky	W 78-66
SIU-Edwardsville	L 54-44
Quincy	W 81-67
St. Joseph's, Pa. N	L 75-63
Ohio University N	L 91-74
@Louisville	L 76-64
Lindsey-Wilson	W 88-67
California, Pa. N	W 82-75
Gannon N	W 81-65
@Lewis	L 71-66
@Wisc.-Parkside	L 93-76
Mo.-St. Louis	W 73-53
Missouri-Rolla	W 85-72
@Southern Indiana	L 88-80
@Ky. Wesleyan	W 75-61
St. Joseph's	W 73-64
Indianapolis	L 66-64
@Rockhurst	L 75-72
@Drury	L 81-67
Wisc.-Parkside	L 71-63
Lewis	L 103-99
Ky. Wesleyan	W 72-69
@No. Kentucky	L 91-82
@Indianapolis	L 71-68
@St. Joseph's	L 81-74

2007-2008 (17-11, 11-8)

OPPONENT	RESULT
Hillsdale	W 80-71
@Tusculum	W 81-75
Lincoln Memorial N	W 82-70
NW Missouri State N	L 67-60
SW Minnesota State N	W 78-58
@SIU Edwardsville	W 84-67
@Quincy	W 100-94
@ West Virginia Tech	L 85-81
Cumberland	W 94-69
Drury	L 74-71
Rockhurst	W 92-69
@ St. Joseph's	L 79-71
@ Indianapolis	L 88-87
Kentucky Wesleyan	L 82-69
Southern Indiana	W 65-49
West Virginia Tech	W 88-64
@ Missouri S&T	W 83-58
@ Missouri-St. Louis	W 65-54
Wisconsin-Parkside	W 70-67
Lewis	L 77-67
@ Northern Kentucky	W 75-71
Indianapolis	W 61-54
St. Joseph's	W 82-73
Northern Kentucky	L 67-66
@ Kentucky Wesleyan	L 73-58
@ Lewis	W 65-63
@ Wisconsin-Parkside	L 73-67
@ Drury	L 70-66

2008-2009 (26-7,13-5)

OPPONENT	RESULT
@HillsdaleCollege	W 82-60
Florida Southern	W 62-60
King College	W 85-63
@Saint Joseph's	W 78-64
@Indianapolis	W 86-71
CUMBERLANDS	W 77-59
@Tusculum	W 81-62
@WV STATEN	W 82-78
Pfeiffer N	W 105-84
West Liberty State	W 88-85
@WJU-M	W 82-76
NO. KENTUCKY	W 77-60
KY WESLEYAN	W 69-48
SOUTHERN INDIANA	W 82-68
@Missouri-St. Louis	L 69-70
@Rockhurst	L 68-79
DRURY	W 84-64
MISSOURI S&T	W 87-57
@Lewis Flyers	L 72-75
@Quincy University	L 68-74
WISCONSIN-PARKSIDE	W 94-69
ST. JOSEPH'S	W 91-83
@Kentucky Wesleyan	L 67-75
@Wisconsin-Parkside	W 83-56
LEWIS	W 77-71
INDIANAPOLIS	W 89-68
@Northern Kentucky	W 76-68
Quincy	W 69-45
@Southern Indiana	W 54-50
Northern Kentucky	L 47-69
Kentucky Wesleyan#	W 76-65
Lake Superior State #	W 92-83
@Findlay#	L 86-89

N - Game played at neutral site



**DR. JOSEPH J. MCGOWAN,
PRESIDENT**

Dr. Joseph J. McGowan was appointed as Bellarmine University's third president in 1990. He came to the position uniquely qualified, having served for twenty-one years at Fordham University in New York as vice president and dean. Before that he was an admissions and financial aid officer at the University of Notre Dame. He received his doctorate in higher education from Columbia University in New York and earned his bachelor's and

master's degrees from the University of Notre Dame. He also is a graduate of Harvard University's Institute for Educational Management.

Dr. McGowan led the transformation of Bellarmine College to Bellarmine University, which has been named as one of the region's best comprehensive schools by U.S. News and World Report for 16 continuous years. Bellarmine University also is highly rated by the Princeton Review and Forbes.com.

With the creation of 20 new academic programs centered on the revised liberal arts core, Bellarmine has experienced a 45% increase in full-time undergraduate enrollment and a 60% increase in total full-time enrollment over the past ten years. Our student quality and program quality remain at all-time highs as demonstrated by our ACT/SAT score and accreditation indicators.

Student life has been enriched by the establishment of Campus Ministry, a Student Counseling Center, Health Center, and Commuter Student

Center. The number of residence students has grown from 476 to almost 1,000. The Athletic program focus has resulted in an increase in intercollegiate sports teams from 15 to 19, including NCAA Division I Men's Lacrosse, and construction of the new Owsley Frazier Stadium.

Under Dr. McGowan's leadership, providing resources for Bellarmine has been very successful as efforts have resulted in an increase of over 21% in the University's operating budget revenue over a 3-year period. The beautiful 135-acre campus has seen an increase in the number of buildings from 15 in 1990 to 40 buildings today, providing 810,000 square feet of wonderful teaching and living space – while winning 11 architectural awards.

In addition to his leadership on the Bellarmine campus, Dr. McGowan is active in the civic and service life of the community, Commonwealth and nation. He most recently served on the boards of the National Association of Independent Colleges and Universities of which he is Chair, the American Council on Higher Education, the Council of Independent Colleges, the Executive Committee of Greater Louisville Inc., the Association of Independent Kentucky Colleges and Universities, Kentuckiana Metroversity, the Frazier International History Museum, and the J. B. Speed Art Museum.

In Vision 2020, Dr. McGowan has newly envisioned Bellarmine University as the premier independent Catholic university in the South and thereby the leading private university in the Commonwealth and region, and presently is involved in building the University's faculty, academic and student life, and building the resources to realize Vision 2020.

**DR. FRED RHODES,
VICE PRESIDENT FOR ACADEMIC
AND STUDENT LIFE**

Dr. Fred W. Rhodes was appointed Vice President for Student Affairs and Dean of Students at Bellarmine University in 1991 and currently serves as Vice President for Academic and Student Life.

Under Dr. Rhodes' leadership, Academic and Student Life are thriving in their mission of providing services to students in the areas of career services, counseling, internships, student activities, residence life, campus ministry, service learning and volunteerism, disability services, international and minority student services, intramural sports, wellness and health services, library, registrar, Merton Center, food services and athletics. He is also involved in service learning and volunteerism in the Louisville area and has created volunteer experiences for students and faculty in Central and South America and the Caribbean. Dr. Rhodes has taught at the University of South Florida, University of Tennessee, University of Louisville and Bellarmine University. He has served on student affairs faculty programs at the University of South Carolina, University of Arizona, Emory University, Tulane University, Clemson University and the University of Georgia. Dr. Rhodes was named a Fulbright Scholar in 2007.

Before joining Bellarmine, Dr. Rhodes served in student affairs posts at the University of Louisville and the University of Central Arkansas. He received his doctorate in education from Mississippi State University; his M.S. from the University of Tennessee; and his bachelor's was earned (with honors) at Maryville College. Dr. Rhodes has also done post-graduate study at Harvard University.

Dr. Rhodes is a member of numerous professional organizations and has served in leadership positions in organizations such as the Southern Association of College Student Affairs (SACSA), the National Association of Student Personnel Administrators (NASPA), and the College Personnel Associations of Arkansas and Kentucky. Dr. Rhodes is the recipient of NASPA's John Jones Award for Outstanding Service as Dean in the Southeast and the Melveen D. Hardy Award for outstanding contributions in research and service to the profession of Student Affairs administrators.

**SCOTT WIEGANDT,
DIRECTOR OF ATHLETICS**

Scott Wiegandt is in his sixth year as athletics director of Bellarmine University, after serving the previous two years as assistant athletics director. During his tenure, the Bellarmine athletics program has shown major improvements within the GLVC, jumping from 8th among 11 schools during his first year to ranking third out of 13 schools in the 2008-09 All-Sports Trophy standings.

Facilities also have seen a dramatic upgrade. The construction of Owsley B. Frazier Stadium and the Eddie Weber Tennis Complex, as well as renovations to Knights Hall and the baseball and softball facilities, have come under Wiegandt's watch. He also oversaw the addition of Division I men's lacrosse.

Wiegandt is a member of the National Association of Collegiate Directors of Athletics, the National Association of Athletic Development Directors, the national board of directors for the Division II Athletics Directors Association, and the board of directors of the Greater Louisville Sports Commission. Previously, he served on the GLVC's executive committee and basketball championship committee and the St. Catherine's College Advisory Board.

Wiegandt began his affiliation with Bellarmine as a student and a pitcher on the baseball team. He was an NCAA Division II All-American in 1989, the same year he earned his degree in biology. When selected by the Philadelphia Phillies in the 1989 draft, Wiegandt began a 10-year professional baseball career, spending eight seasons with the Phillies' and one each with the St. Louis Cardinals' and Pittsburgh Pirates' organizations. He posted a 2.97 career ERA in over 400 appearances, including five seasons at AAA.

After teaching and coaching at Holy Cross High School, Wiegandt returned to Bellarmine to coach the baseball team and earn his master's degree. He served as head coach for four seasons before moving into his administrative duties.

Wiegandt is married to the former Danielle Atzinger, who holds two graduate education degrees from Bellarmine. She is currently principal at Holy Cross High School. They have three children: Caleb, Callie, and Cole.

ADMINISTRATION



Skip Welch
Asst. Dir. of Athletics
Dir. of Event Mgmt.



Jim Vargo
Asst. Director of Athletics/
Director of Recruiting



Marilyn Staples
Asst. Director of Athletics/
Sr. Women's Administrator



Ann Jirkovsky
Faculty Athletics
Representatives




Linda Burt
Athletics Secretary/
Office Manager



Traci Siemens
Administrative Assistant



David Krebs
Head Athletic Trainer



Heidi Neitzke
Assistant Athletic Trainer



Brad Bluestone
Assistant Athletic Trainer



John Spugnardi
Sports Information
Director



Patrick Crush
Asst. Sports
Information Director

HEAD COACHES



Deron Spink
Baseball



Scott Davenport
Men's Basketball



David Smith
Women's Basketball



Jim Vargo
Men's and Women's
Cross Country/Track & Field



Don Hubbuch
Field Hockey



Ernie Denham
Men's Golf



Art Henry
Women's Golf



Jack McGetrick
Lacrosse



Tim Chastonay
Men's & Women's Soccer



Renee Hicks
Softball



Todd Murphy
Men's Tennis



John Mican
Women's Tennis



Dan Palmer
Volleyball

INTERNS

Sid Clevinger
Sports Information

Chris Cooper
Special Promotions & Sports Information

John Engelbrecht
Basketball Season Tickets Sales & Special Projects



OWSLEY B. FRAZIER STADIUM

In the fall of 2007, Bellarmine dedicated the \$5.1 million Owsley B. Frazier Stadium on the school's campus, just off of Newburg Road. This state-of-the-art facility is now the home of Bellarmine's soccer, field hockey, lacrosse, and track teams. The artificial field surface, called the Joseph P. and Janet A. Clayton Field, was installed by the Motz Group and is the same "24/7" product as can be found at the football fields used by the Miami Dolphins and the University of Kentucky. The track facilities include an eight-lane dual-durometer polyurethane poured surface provided by Benyon Sport Surfaces, as well as three long jump pits, two pole vault areas, a high jump pit, and a water steeplechase pit. The field can also be fully lit for night play. It seats approximately 2,000 spectators and has a concession stand and press box facility.



KNIGHTS FIELD

Bellarmino's baseball and softball teams each have a home at Knights Field. Both diamonds are natural grass and are located on campus. The baseball field was built in 1954 and has been renovated several times. It now features an elevated press box overlooking home plate as well as covered dugouts, bullpens, a batting cage and a large electronic scoreboard in right field. The field dimensions are 360 feet down the left field line (where the fence is now 20-foot high), 385 feet to dead center, and 340 feet down the right-field line.

The softball field has a full service concession stand located behind home plate as well as covered dugouts and an electronic scoreboard located in left field. The field dimensions are 190 feet down the foul lines and 220 feet to center. Both fields have bleacher seating to accommodate 300 spectators as well as ample hillside grass seating.



KNIGHTS HALL

Knight's Hall is home to Bellarmine basketball and volleyball. Built in 1960, Knights Hall has an atmosphere all its own and can seat up to 3,000 passionate Knight fans. While "retro" in appearance, Knights Hall has plenty of modern amenities. The newly remodeled President's room, complete with couches and a bar, overlooks the court from the east baseline, while the recently re-painted court includes the BU logo and the NBA charge line. The scorers' bench features five back-lit tables and a modern sound and public address system.

Besides housing all of Bellarmine's home basketball and volleyball contests, Knights Hall is also used for numerous high school games, graduation ceremonies, and concerts. The Hall was dedicated in 1960 with a home game against the University of Louisville and has since featured some great matchups starting in the '60s with rival and NAIA national champion Kentucky State, to Fly Williams and his teams from Austin Peay, all the way up to the Knight's women's basketball regional championship games of the '90s. The arena has also hosted some very special guests including Mother Teresa, the Grateful Dead, Jimmy Buffett and Pete Rose among others. In 2007, Knights Hall was featured on ESPN when NBA greats such as Bill Walton, Darrell Griffith, and Kenny "Sky" Walker judged the McDonald's High School All-American Slam Dunk Contest.



SURF CENTER

The Student Recreation and Fitness Center (SuRF) contains three indoor tennis courts, six new outdoor courts, an exercise and fitness area, a free play area, locker rooms, offices and a student lounge. The exercise floor is supplied with treadmills, bikes, elliptical weight machines and free weights. Floor mats are also available for stretching. Table tennis and a pool table are also available.

BELLARMINE UNIVERSITY

Bellarmino University is an independent, liberal arts, Catholic university, founded in 1950 by the Archdiocese of Louisville. In 1968, Bellarmine merged with Ursuline College and became an independent university governed by a self-perpetuating Board of Trustees. Bellarmine continues in the Catholic tradition, the oldest continuing tradition of higher education in the history of the world. The university is named for Robert Bellarmine, Jesuit, Cardinal and Saint. Our spiritual and ethical role model is Trappist Monk and author Thomas Merton, champion of social justice, peace, ecumenism, ecology, and contemplative practice. Merton's works are collected at the world-renowned Merton Center on Bellarmine's campus.

Five miles from downtown Louisville, Bellarmine is set in the Highlands neighborhood. Our scenic 135-acre campus consists of 29 buildings featuring the Norton Health Science Center, the W.L. Lyons Brown library, seven residence halls, a chapel in the woods, campus center, and recreational facilities, such as indoor and outdoor tennis courts; a fitness center; and athletic fields including a state-of-the-art stadium that's home to lacrosse, soccer, field hockey, and track & field.

The heart and soul of Bellarmine is our talented and caring faculty. The university boasts one hundred and seventeen full-time faculty, with 81 percent holding a Ph.D. or the highest degree in their field. With a 13-to-1 ratio of students to faculty and an average class size of 19, Bellarmine students get personal, considerate attention in small-class settings.

A diverse student body from 30 states and 17 foreign countries studies at Bellarmine. Our total enrollment is approximately 2,856 of which nearly 2,000 are full-time undergraduate students.

Bellarmino offers semester, yearlong and summer study-abroad programs in 58 countries on six continents. We also offer a comprehensive



internship program, ensuring that Bellarmine students get on-the-job access to real-world job experience in the field of their choice.

Bellarmino offers more than 50 majors in the arts and sciences, business, education, nursing and health sciences. We also offer a five-year Accounting/MBA program. Graduate degrees include MBA, Executive MBA, MA in Communication, MSN, MA Education MAT, MSLA (Laboratory Science), MAIT (Applied Information Technology), MA Spirituality and Doctor of Physical Therapy. For a complete list of majors and programs available, please visit www.bellarmino.edu/programs.

LOUISVILLE—A SPORTS LOVER'S TOWN

Although Louisville ranks as the 16th largest city in America, it is able to maintain its small town charm and feel while offering all the big city amenities: an award-winning arts scene with top level theater, music and visual arts; a parks system designed by Frederick Law Olmsted that is the envy of cities nationwide; a vibrant downtown life, recently invigorated with the addition of 4th Street Live, Waterfront Park, Louisville Slugger Field, Extreme Park, the state-of-the-art Ali Museum honoring the "greatest," and the e-Main USA Technology corridor; and a zoo that offers world-class exhibits such as the Gorilla Forest, which recently earned special recognition from the American Zoological Association.



Louisville is a sports lovers' city. Home to the world-famous Kentucky Derby, Louisville each year welcomes hundreds of thousands of race fans to Churchill Downs to experience the most exciting two minutes in sports. But Louisville has so many more sporting thrills to offer. The Louisville Bats, the Triple-A affiliate of the Cincinnati Reds, play ball in downtown Louisville's charming Slugger Field. And, of course, Louisville is home to the famous Louisville Slugger, whose headquarters offer daily bat factory tours and an interactive museum full of baseball memorabilia. The city also boasts Freedom Hall, a 19,000-seat arena that has hosted six NCAA Final Fours, along with countless college and high school games, NBA exhibition games, minor-league hockey contests, and Arena Football League games. And the Muhammed Ali Center celebrates the values and life of The Greatest Of All Time.

Louisville's golf courses are some of the finest in the Midwest, as evidenced by the PGA's selection of Jack Nicklaus-designed Valhalla for the 1996 and 2000 PGA Championships, the 2004 Senior PGA Championship, and the 2008 Ryder Cup.

With its renowned Olmsted Parks System and ambitious new "City of Parks," Louisville is also a paradise for amateur sports lovers. The thrilling Extreme Park offers excitement for skaters, skateboarders, and bikers, including 40,000 square feet of skating surface and a 24-foot full pipe. The city's parks offer everything from hiking to golf to tennis to soccer, to Frisbee golf. And the beautiful Ohio River is a spectacular playground for boating, skiing, and fishing.

With all of that going for it, it's little wonder that Places Rated Almanac consistently ranks Louisville as one of the best places to live in America.



Gary Myers Jr.
Branch Manager

UniFirst Corporation
1702 Cargo Court
Louisville, Kentucky 40299
(502) 499-9820
Fax (502) 499-9815
www.unifirst.com
Gary_myers@unifirst.com

Uniforms that enhance your business image



Asphalt Paving * Site Work * Asphalt Material Sales
1213 Outer Loop • Louisville, KY 40219
Phone (502) 364-9100 • Fax (502) 363-1646
www.flynnbrothers.com



OFFICE 968-2500
(502) 458-5000

LARRY T. TOMES

4627 PINWOOD RD.
LOUISVILLE, KENTUCKY 40218 REPRESENTATIVE

Windows And Doors
New And Replacements

Aluminum Storefronts
Mirrors & Showerdoors



GLASS & GLAZING

Wallace Company, Inc.
P.O. Box 19825
Lou., KY 40259-0825

Buddy Wallace
Office (502) 957-7465
Cell (502) 541-1275
Fax (502) 957-3047
Email buddywallace@alltel.net



5516 Poplar Parks Blvd.
P.O. Box 35245
Louisville, KY 40232

(502) 966-3179
Fax 502-964-4506
www.southernmetals.net



Ceramic Tile
Terazzo
Marble

American Tile Company, Inc.

Serving all your Commercial, Industrial & Institutional Needs

1335 Payne Street • Louisville, KY 40204
OFFICE 502-585-4497 • FAX 502-584-8140 • 800-575-4497
www.americantile.biz

Don Meredith
President



Don Meredith Company

Reprographic Services
and Supplies • Drafting Supplies
PO Box 17421
2434A Crittenden Drive
Louisville, KY 40217
502-636-0155 Tel
www.donmeredith.com

voelker.blackburn.niehoff
architects

www.vbnarchitects.com 502.589.5674



Phillip Bills, AICP
Gregg Bennett, L.A.



Civil Engineering
Landscape Architecture
Structural Engineering
Site Development
Traffic Engineering
Planning & Zoning
Wireless Telecom
Surveying

3001 Taylor Springs Drive Louisville, Kentucky 40220 p. 502.459.8402 f. 502.459.8427

**THOMPSON
SIZEMORE
& GONZALEZ**

PROFESSIONAL ASSOCIATION

James E. Forst & Associates, Inc.

CONSULTING ENGINEERS

1165 East Broadway
Louisville, Kentucky 40204
502-584-4033 Ext. 106
Fax 502-585-3665
E-mail: jforst@bellsouth.net

JAMES E. FORST, P.E.
PRESIDENT

CONTRACTORS BUILDING FOR THE FUTURE OF BELLARMINE

COMPLIMENTS OF
SERVICE UNIVERSAL
DISTRIBUTORS.

Miller's Construction

Insulated Poured Walls
Footers and Water Proofing
Framing Available



Commercial and Residential

Freeman Miller
(270) 834-0063

692 F.D. Merideth Rd.
Cub Run, KY 42729



MID-AMERICA
ROOFING
WANTS YOU

TO BE SATISFIED WITH YOUR ROOF, SIDING
WINDOWS, GUTTERS & LEAF PROOF

367-1803

Martin Flooring

ATHLETIC FLOORS

Hardwood & Synthetic

Installation
Finishing - Refinishing

Larry Martin

Phone 502-935-3831

Phone 888-937-5738

larry@martinflooring.net

Fax 502-935-2074

7828 St. Andrews

Church Road

Louisville, KY 40214



RIVER CITY
DEVELOPMENT CORPORATION

7112 GERBER AVENUE, LOUISVILLE, KENTUCKY 40214

502 361-9268 FAX 502 366-3333



WALKER

Mechanical Contractors Inc.

991 Logan Street

PO Box 4728

Louisville, KY 40204

502.636.0002

502.636.0004 (fax)

502.664.3421 (cell)

cschutz@walkermechanical.com

CHARLEY SCHUTZ

Creative
KITCHEN & BATH

4504 Bishop Lane • Louisville, KY 40218 • (502) 657-0248

www.creativekitchenandbath.net



4505 Bishop Lane • Louisville, KY 40218 • (502) 459-2900

www.masterssupply.net

Trust our Expert Staff
to Ensure Happy Memories
For Years To Come

*Bay Ridge
Portrait Studios*

www.bayridgeportraits.com



(502) 217-1664
215 Central Avenue # 212,
Louisville, KY 40208



Electrical Contractors
502-459-5242



Exceptional Dentistry
The smile you desire. The care you deserve.

Patrick M. Carroll
DMD

3513 New Lagrange Rd.
Louisville, KY 40222
Phone: 502.423.7868



POTTER

POTTER & COMPANY^{LLP}

CERTIFIED PUBLIC ACCOUNTANTS

Locally Owned - Globally Connected



KNIGHTS TRAVEL



Contact Kaelin Rybak, Certified Travel

Consultant and Master Cruise Counsellor

for all your travel needs. Whatever you

need, Kaelin can help. Kaelin specializes

in tours, cruises, ski get-aways and

all-inclusive packages. Personal attention

and experienced service make your

vacation dreams come true.

Fly by Knights...it's the only way to go!

KAELIN RYBAK ~ 2525 BARDSTOWN ROAD ~ LOUISVILLE, KY 40205

PHONE (502) 292-4749 ~ FAX (502) 292-6934 ~ 1-866-891-1652 ~ E-MAIL: kaelin@knightstravel.com

SHIVELY SPORTING GOODS

Since 1968...

Equipment and uniform supplier for Bellarmine Athletics
See Shively for all your sporting goods needs.

4006 Dixie Hwy. • Louisville, KY • 502.488.7272 • 800.813.0335

THE O'SHEA'S FAMILY OF RESTAURANTS WISHES THE BELLARMINE KNIGHTS A WINNING SEASON!



956 BAXTER AVE.
THE HIGHLANDS
502/589-7373

BRENDAN'S
RESTAURANT & PUB



3921 SHELBYVILLE RD.
ST. MATTHEWS 502/895-1212



Flanagan's
Ale House
934 BAXTER AVE.
THE HIGHLANDS
502/585-3700

The O'Shea family has been operating cozy pubs and restaurants in Louisville for generations. At each of our family-owned pubs you will always find:

Excellent food • Outstanding service • Craft and Specialty Beers on tap

Join us for **Lunch, Dinner, and Late Night**

Slàinte! We hope to see you soon!



1381 Bardstown Road • 502-454-2711

THE BELLARMINE UNIVERSITY
Women's Council

Since its founding, the Bellarmine Women's Council has taken pride in contributing to the success of Bellarmine. Through programs such as their annual Designers' Show House and Book Fair, the Women's Council has raised more than \$1.6 million for the Bellarmine Scholarship fund.





PNC



Century Mortgage is a proud
sponsor of Bellarmine Athletics

For all your mortgage needs, contact:

Bryan Wiegandt (502)-753-4176 bryan@cmcloans.com NMLS #13381



